



GRUPPO LUBE



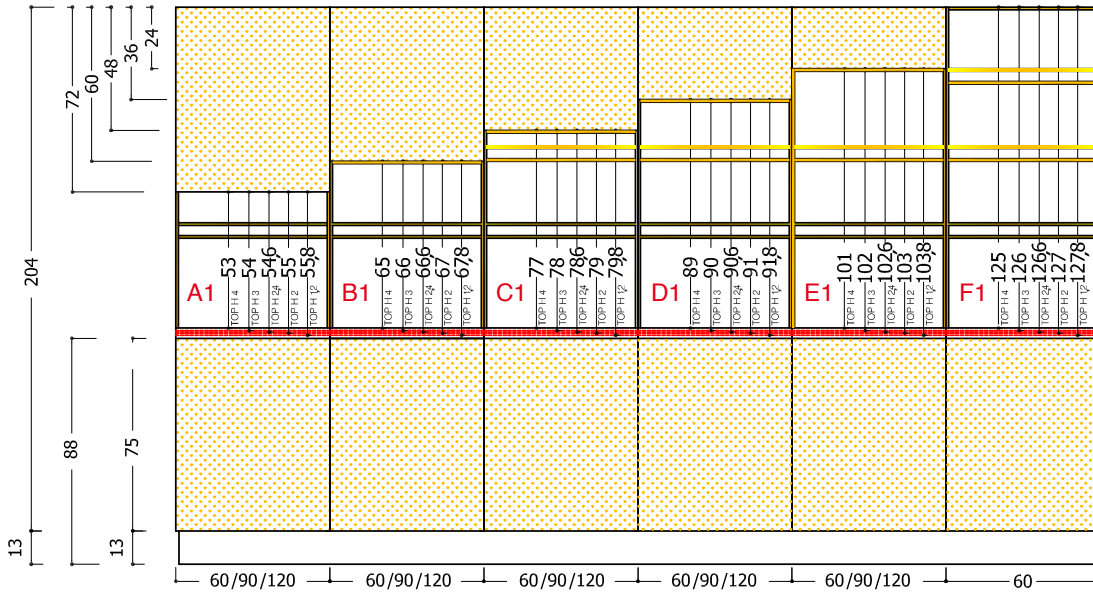
Modular



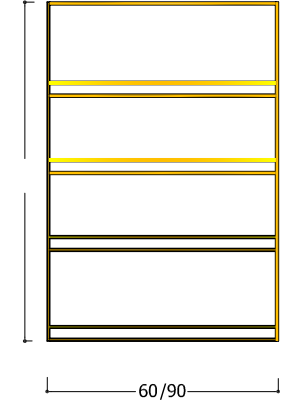
SCHEMI MODULAR

MODULAR DIAGRAM

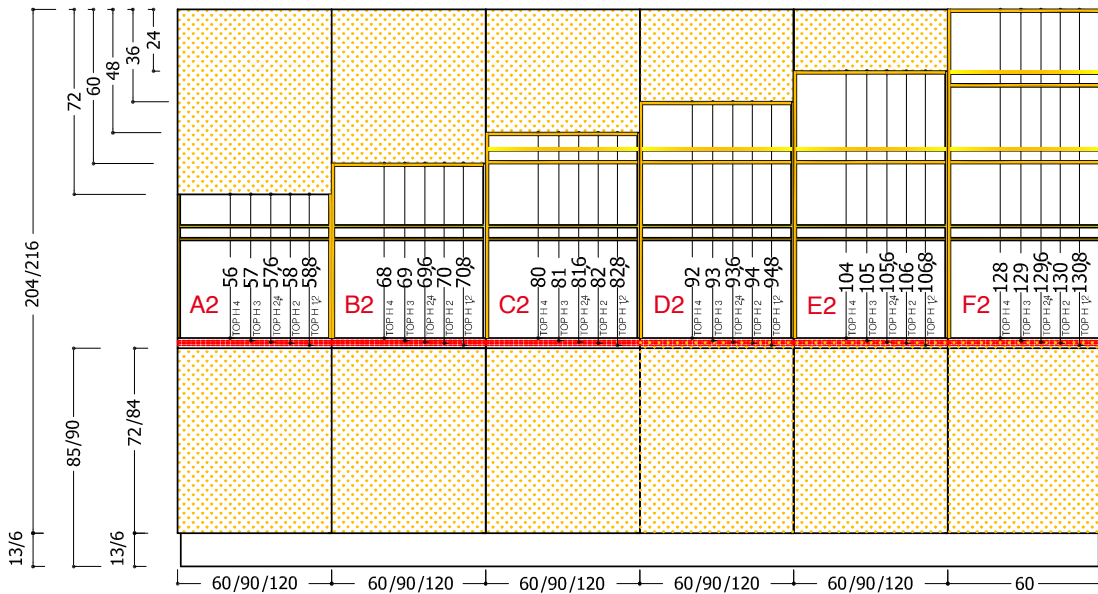
RETROTOP "MODULAR" PER BASI H.75 ZOCCOLO H.13
 "MODULAR RETROTOP" FOR H 75 BASE UNITS WITH H 13 PLINTH



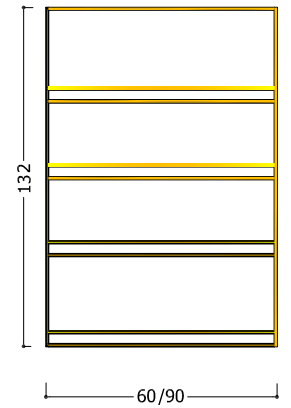
RETROTOP "MODULAR" SOSPESO
 HANGING "MODULAR RETROTOP"



RETROTOP "MODULAR" PER BASI H.72 ZOCCOLO H.13 e BASI H.84 ZOCCOLO H.6
 "MODULAR RETROTOP" FOR H 72 BASE UNITS WITH H 13 PLINTH AND H 84 BASE UNITS WITH H 6 PLINTH



RETROTOP "MODULAR" SOSPESO
 HANGING "MODULAR RETROTOP"

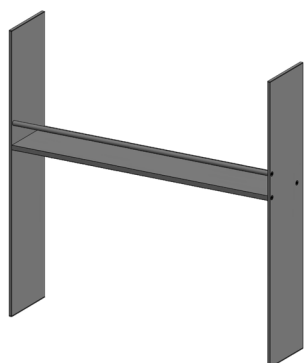


MODULAR SENZA SCHIENA

MODULAR WITHOUT BACK PANEL

**Modulo cm 60-90-120 P 13
tra base e pensile con ripiano.
3 ganci predisposto per
accessori**

Rack element
cm 60-90-120 D 13
between base unit and wall
unit with shelf.
3 hooks, suitable for
accessories



TIPO A1

L 60

H 53 top sp.4
H 54 top sp.3
H 54,6 top sp.2,4
H 55 top sp.2
H 55,8 top sp.1,2

L 65

H 53 top sp.4
H 54 top sp.3
H 54,6 top sp.2,4
H 55 top sp.2
H 55,8 top sp.1,2

L 90

H 53 top sp.4
H 54 top sp.3
H 54,6 top sp.2,4
H 55 top sp.2
H 55,8 top sp.1,2

L 120

H 53 top sp.4
H 54 top sp.3
H 54,6 top sp.2,4
H 55 top sp.2
H 55,8 top sp.1,2

TIPO A2

L 60

H 56 top sp.4
H 57 top sp.3
H 57,6 top sp.2,4
H 58 top sp.2
H 58,8 top sp.1,2

L 65

H 56 top sp.4
H 57 top sp.3
H 57,6 top sp.2,4
H 58 top sp.2
H 58,8 top sp.1,2

L 90

H 56 top sp.4
H 57 top sp.3
H 57,6 top sp.2,4
H 58 top sp.2
H 58,8 top sp.1,2

L 120

H 56 top sp.4
H 57 top sp.3
H 57,6 top sp.2,4
H 58 top sp.2
H 58,8 top sp.1,2

TYPE A1

L 60

H 53 worktop th.4
H 54 worktop th.3
H 54,6 worktop th.2,4
H 55 worktop th.2
H 55,8 worktop th.1,2

L 65

H 53 worktop th.4
H 54 worktop th.3
H 54,6 worktop th.2,4
H 55 worktop th.2
H 55,8 worktop th.1,2

L 90

H 53 worktop th.4
H 54 worktop th.3
H 54,6 worktop th.2,4
H 55 worktop th.2
H 55,8 worktop th.1,2

L 120

H 53 worktop th.4
H 54 worktop th.3
H 54,6 worktop th.2,4
H 55 worktop th.2
H 55,8 worktop th.1,2

TYPE A2

L 60

H 56 worktop th.4
H 57 worktop th.3
H 57,6 worktop th.2,4
H 58 worktop th.2
H 58,8 worktop th.1,2

L 65

H 56 worktop th.4
H 57 worktop th.3
H 57,6 worktop th.2,4
H 58 worktop th.2
H 58,8 worktop th.1,2

L 90

H 56 worktop th.4
H 57 worktop th.3
H 57,6 worktop th.2,4
H 58 worktop th.2
H 58,8 worktop th.1,2

L 120

H 56 worktop th.4
H 57 worktop th.3
H 57,6 worktop th.2,4
H 58 worktop th.2
H 58,8 worktop th.1,2

CODICE
CODE No.

086MA1160
086MA1360
086MA1560
086MA1760
086MA1960

086MA1165
086MA1365
086MA1565
086MA1765
086MA1965

086MA1190
086MA1390
086MA1590
086MA1790
086MA1990

086MA1195
086MA1395
086MA1595
086MA1795
086MA1995

086MA2160
086MA2360
086MA2560
086MA2760
086MA2960

086MA2165
086MA2365
086MA2565
086MA2765
086MA2965

086MA2190
086MA2390
086MA2590
086MA2790
086MA2990

086MA2195
086MA2395
086MA2595
086MA2795
086MA2995

Finiture "MODULAR"

"MODULAR" finishes



Acciaio (opz.A)
Stainless Steel



Titanio (opz.T)
Titanium



Brunito (opz.B)
Burnished

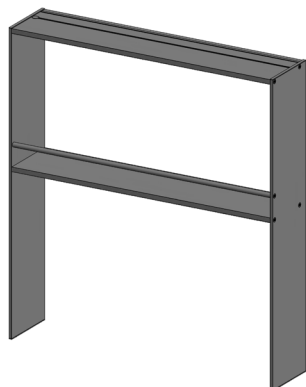
MODULAR SENZA SCHIENA

MODULAR WITHOUT BACK PANEL

Modulo cm 60-90-120 P 13
in appoggio con cielo e ripiano.

Lean on rack element
 cm 60-90-120 D 13
 with top panel and shelf.

CODICE
CODE No.



TIPO B1

L 60

H 65 top sp.4
 H 66 top sp.3
 H 66,6 top sp.2,4
 H 67 top sp.2
 H 67,8 top sp.1,2

L 65

H 65 top sp.4
 H 66 top sp.3
 H 66,6 top sp.2,4
 H 67 top sp.2
 H 67,8 top sp.1,2

L 90

H 65 top sp.4
 H 66 top sp.3
 H 66,6 top sp.2,4
 H 67 top sp.2
 H 67,8 top sp.1,2

L 120

H 65 top sp.4
 H 66 top sp.3
 H 66,6 top sp.2,4
 H 67 top sp.2
 H 67,8 top sp.1,2

TIPO B2

L 60

H 68 top sp.4
 H 69 top sp.3
 H 69,6 top sp.2,4
 H 70 top sp.2
 H 70,8 top sp.1,2

L 65

H 68 top sp.4
 H 69 top sp.3
 H 69,6 top sp.2,4
 H 70 top sp.2
 H 70,8 top sp.1,2

L 90

H 68 top sp.4
 H 69 top sp.3
 H 69,6 top sp.2,4
 H 70 top sp.2
 H 70,8 top sp.1,2

L 120

H 68 top sp.4
 H 69 top sp.3
 H 69,6 top sp.2,4
 H 70 top sp.2
 H 70,8 top sp.1,2

TYPE B1

L 60

H 65 worktop th.4
 H 66 worktop th.3
 H 66,6 worktop th.2,4
 H 67 worktop th.2
 H 67,8 worktop th.1,2

L 65

H 65 worktop th.4
 H 66 worktop th.3
 H 66,6 worktop th.2,4
 H 67 worktop th.2
 H 67,8 worktop th.1,2

L 90

H 65 worktop th.4
 H 66 worktop th.3
 H 66,6 worktop th.2,4
 H 67 worktop th.2
 H 67,8 worktop th.1,2

L 120

H 65 worktop th.4
 H 66 worktop th.3
 H 66,6 worktop th.2,4
 H 67 worktop th.2
 H 67,8 worktop th.1,2

TYPE B2

L 60

H 68 worktop th.4
 H 69 worktop th.3
 H 69,6 worktop th.2,4
 H 70 worktop th.2
 H 70,8 worktop th.1,2

L 65

H 68 worktop th.4
 H 69 worktop th.3
 H 69,6 worktop th.2,4
 H 70 worktop th.2
 H 70,8 worktop th.1,2

L 90

H 68 worktop th.4
 H 69 worktop th.3
 H 69,6 worktop th.2,4
 H 70 worktop th.2
 H 70,8 worktop th.1,2

L 120

H 68 worktop th.4
 H 69 worktop th.3
 H 69,6 worktop th.2,4
 H 70 worktop th.2
 H 70,8 worktop th.1,2

086MA3160
086MA3360
086MA3560
086MA3760
086MA3960

086MA3165
086MA3365
086MA3565
086MA3765
086MA3965

086MA3190
086MA3390
086MA3590
086MA3790
086MA3990

086MA3195
086MA3395
086MA3595
086MA3795
086MA3995

086MA4160
086MA4360
086MA4560
086MA4760
086MA4960

086MA4165
086MA4365
086MA4565
086MA4765
086MA4965

086MA4190
086MA4390
086MA4590
086MA4790
086MA4990

086MA4195
086MA4395
086MA4595
086MA4795
086MA4995

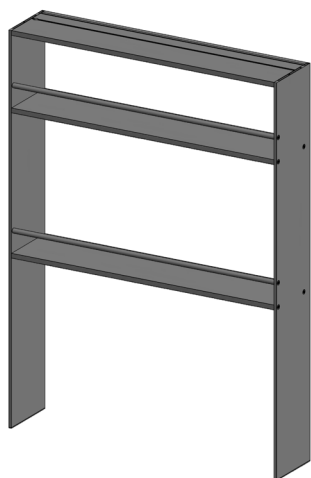


MODULAR SENZA SCHIENA

MODULAR WITHOUT BACK PANEL

Modulo cm 60-90-120 P 13
in appoggio con cielo e 2 ripiani.

Lean on rack element
cm 60-90-120 D 13
with top panel and 2 shelves.



TIPO C1

L 60

H 77 top sp.4
H 78 top sp.3
H 78,6 top sp.2,4
H 79 top sp.2
H 79,8 top sp.1,2

L 65

H 77 top sp.4
H 78 top sp.3
H 78,6 top sp.2,4
H 79 top sp.2
H 79,8 top sp.1,2

L 90

H 77 top sp.4
H 78 top sp.3
H 78,6 top sp.2,4
H 79 top sp.2
H 79,8 top sp.1,2

L 120

H 77 top sp.4
H 78 top sp.3
H 78,6 top sp.2,4
H 79 top sp.2
H 79,8 top sp.1,2

TIPO C2

L 60

H 80 top sp.4
H 81 top sp.3
H 81,6 top sp.2,4
H 82 top sp.2
H 82,8 top sp.1,2

L 65

H 80 top sp.4
H 81 top sp.3
H 81,6 top sp.2,4
H 82 top sp.2
H 82,8 top sp.1,2

L 90

H 80 top sp.4
H 81 top sp.3
H 81,6 top sp.2,4
H 82 top sp.2
H 82,8 top sp.1,2

L 120

H 80 top sp.4
H 81 top sp.3
H 81,6 top sp.2,4
H 82 top sp.2
H 82,8 top sp.1,2

TYPE C1

L 60

H 77 worktop th.4
H 78 worktop th.3
H 78,6 worktop th.2,4
H 79 worktop th.2
H 79,8 worktop th.1,2

L 65

H 77 worktop th.4
H 78 worktop th.3
H 78,6 worktop th.2,4
H 79 worktop th.2
H 79,8 worktop th.1,2

L 90

H 77 worktop th.4
H 78 worktop th.3
H 78,6 worktop th.2,4
H 79 worktop th.2
H 79,8 worktop th.1,2

L 120

H 77 worktop th.4
H 78 worktop th.3
H 78,6 worktop th.2,4
H 79 worktop th.2
H 79,8 worktop th.1,2

TYPE C2

L 60

H 80 worktop th.4
H 81 worktop th.3
H 81,6 worktop th.2,4
H 82 worktop th.2
H 82,8 worktop th.1,2

L 65

H 80 worktop th.4
H 81 worktop th.3
H 81,6 worktop th.2,4
H 82 worktop th.2
H 82,8 worktop th.1,2

L 90

H 80 worktop th.4
H 81 worktop th.3
H 81,6 worktop th.2,4
H 82 worktop th.2
H 82,8 worktop th.1,2

L 120

H 80 worktop th.4
H 81 worktop th.3
H 81,6 worktop th.2,4
H 82 worktop th.2
H 82,8 worktop th.1,2

CODICE
CODE No.

086MA5160
086MA5360
086MA5560
086MA5760
086MA5960

086MA5165
086MA5365
086MA5565
086MA5765
086MA5965

086MA5190
086MA5390
086MA5590
086MA5790
086MA5990

086MA5195
086MA5395
086MA5595
086MA5795
086MA5995

086MA6160
086MA6360
086MA6560
086MA6760
086MA6960

086MA6165
086MA6365
086MA6565
086MA6765
086MA6965

086MA6190
086MA6390
086MA6590
086MA6790
086MA6990

086MA6195
086MA6395
086MA6595
086MA6795
086MA6995

Finiture "MODULAR"

"MODULAR" finishes



Acciaio (opz.A)
Stainless Steel



Titanio (opz.T)
Titanium



Brunito (opz.B)
Burnished

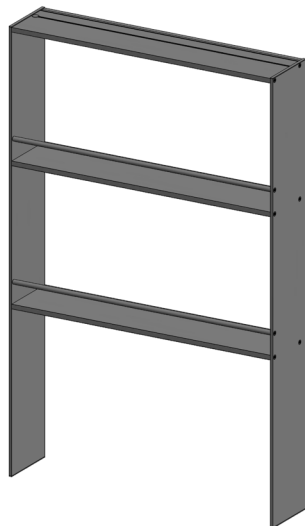
MODULAR SENZA SCHIENA

MODULAR WITHOUT BACK PANEL

Modulo cm 60-90-120 P 13
in appoggio con cielo e 2 ripiani.

Lean on rack element
cm 60-90-120 D 13
with top panel and 2 shelves.

CODICE
CODE No.



TIPO D1

L 60

H 89 top sp.4
H 90 top sp.3
H 90,6 top sp.2,4
H 91 top sp.2
H 91,8 top sp.1,2

L 65

H 89 top sp.4
H 90 top sp.3
H 90,6 top sp.2,4
H 91 top sp.2
H 91,8 top sp.1,2

L 90

H 89 top sp.4
H 90 top sp.3
H 90,6 top sp.2,4
H 91 top sp.2
H 91,8 top sp.1,2

L 120

H 89 top sp.4
H 90 top sp.3
H 90,6 top sp.2,4
H 91 top sp.2
H 91,8 top sp.1,2

TYPE D1

L 60

H 89 worktop th.4
H 90 worktop th.3
H 90,6 worktop th.2,4
H 91 worktop th.2
H 91,8 worktop th.1,2

L 65

H 89 worktop th.4
H 90 worktop th.3
H 90,6 worktop th.2,4
H 91 worktop th.2
H 91,8 worktop th.1,2

L 90

H 89 worktop th.4
H 90 worktop th.3
H 90,6 worktop th.2,4
H 91 worktop th.2
H 91,8 worktop th.1,2

L 120

H 89 worktop th.4
H 90 worktop th.3
H 90,6 worktop th.2,4
H 91 worktop th.2
H 91,8 worktop th.1,2

086MB1160
086MB1360
086MB1560
086MB1760
086MB1960

086MB1165
086MB1365
086MB1565
086MB1765
086MB1965

086MB1190
086MB1390
086MB1590
086MB1790
086MB1990

086MB1195
086MB1395
086MB1595
086MB1795
086MB1995

TIPO D2

L 60

H 92 top sp.4
H 93 top sp.3
H 93,6 top sp.2,4
H 94 top sp.2
H 94,8 top sp.1,2

L 65

H 92 top sp.4
H 93 top sp.3
H 93,6 top sp.2,4
H 94 top sp.2
H 94,8 top sp.1,2

L 90

H 92 top sp.4
H 93 top sp.3
H 93,6 top sp.2,4
H 94 top sp.2
H 94,8 top sp.1,2

L 120

H 92 top sp.4
H 93 top sp.3
H 93,6 top sp.2,4
H 94 top sp.2
H 94,8 top sp.1,2

TYPE D2

L 60

H 92 worktop th.4
H 93 worktop th.3
H 93,6 worktop th.2,4
H 94 worktop th.2
H 94,8 worktop th.1,2

L 65

H 92 worktop th.4
H 93 worktop th.3
H 93,6 worktop th.2,4
H 94 worktop th.2
H 94,8 worktop th.1,2

L 90

H 92 worktop th.4
H 93 worktop th.3
H 93,6 worktop th.2,4
H 94 worktop th.2
H 94,8 worktop th.1,2

L 120

H 92 worktop th.4
H 93 worktop th.3
H 93,6 worktop th.2,4
H 94 worktop th.2
H 94,8 worktop th.1,2

086MB2160
086MB2360
086MB2560
086MB2760
086MB2960

086MB2165
086MB2365
086MB2565
086MB2765
086MB2965

086MB2190
086MB2390
086MB2590
086MB2790
086MB2990

086MB2195
086MB2395
086MB2595
086MB2795
086MB2995

Finiture "MODULAR"

"MODULAR" finishes



Acciaio (opz.A)
Stainless Steel



Titanio (opz.T)
Titanium



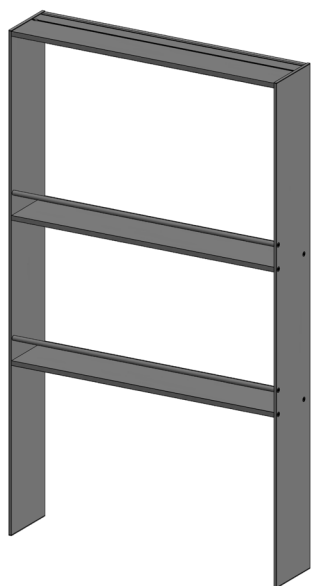
Brunito (opz.B)
Burnished

MODULAR SENZA SCHIENA

MODULAR WITHOUT BACK PANEL

Modulo cm 60-90-120 P 13
in appoggio con cielo e 2 ripiani.

Lean on rack element
cm 60-90-120 D 13
with top panel and 2 shelves.



TIPO E1

L 60

H 101 top sp.4
H 102 top sp.3
H 102,6 top sp.2,4
H 103 top sp.2
H 103,8 top sp.1,2

L 65

H 101 top sp.4
H 102 top sp.3
H 102,6 top sp.2,4
H 103 top sp.2
H 103,8 top sp.1,2

L 90

H 101 top sp.4
H 102 top sp.3
H 102,6 top sp.2,4
H 103 top sp.2
H 103,8 top sp.1,2

L 120

H 101 top sp.4
H 102 top sp.3
H 102,6 top sp.2,4
H 103 top sp.2
H 103,8 top sp.1,2

TIPO E2

L 60

H 104 top sp.4
H 105 top sp.3
H 105,6 top sp.2,4
H 106 top sp.2
H 106,8 top sp.1,2

L 65

H 104 top sp.4
H 105 top sp.3
H 105,6 top sp.2,4
H 106 top sp.2
H 106,8 top sp.1,2

L 90

H 104 top sp.4
H 105 top sp.3
H 105,6 top sp.2,4
H 106 top sp.2
H 106,8 top sp.1,2

L 120

H 104 top sp.4
H 105 top sp.3
H 105,6 top sp.2,4
H 106 top sp.2
H 106,8 top sp.1,2

TYPE E1

L 60

H 101 worktop th.4
H 102 worktop th.3
H 102,6 worktop th.2,4
H 103 worktop th.2
H 103,8 worktop th.1,2

L 65

H 101 worktop th.4
H 102 worktop th.3
H 102,6 worktop th.2,4
H 103 worktop th.2
H 103,8 worktop th.1,2

L 90

H 101 worktop th.4
H 102 worktop th.3
H 102,6 worktop th.2,4
H 103 worktop th.2
H 103,8 worktop th.1,2

L 120

H 101 worktop th.4
H 102 worktop th.3
H 102,6 worktop th.2,4
H 103 worktop th.2
H 103,8 worktop th.1,2

TYPE E2

L 60

H 104 worktop th.4
H 105 worktop th.3
H 105,6 worktop th.2,4
H 106 worktop th.2
H 106,8 worktop th.1,2

L 60

H 104 worktop th.4
H 105 worktop th.3
H 105,6 worktop th.2,4
H 106 worktop th.2
H 106,8 worktop th.1,2

L 90

H 104 worktop th.4
H 105 worktop th.3
H 105,6 worktop th.2,4
H 106 worktop th.2
H 106,8 worktop th.1,2

L 120

H 104 worktop th.4
H 105 worktop th.3
H 105,6 worktop th.2,4
H 106 worktop th.2
H 106,8 worktop th.1,2

CODICE
CODE No.

086MB3160
086MB3360
086MB3560
086MB3760
086MB3960

086MB3165
086MB3365
086MB3565
086MB3765
086MB3965

086MB3190
086MB3390
086MB3590
086MB3790
086MB3990

086MB3195
086MB3395
086MB3595
086MB3795
086MB3995

086MB4160
086MB4360
086MB4560
086MB4760
086MB4960


086MB4165
086MB4365
086MB4565
086MB4765
086MB4965

086MB4190
086MB4390
086MB4590
086MB4790
086MB4990

086MB4195
086MB4395
086MB4595
086MB4795
086MB4995

Finiture "MODULAR"

"MODULAR" finishes



Acciaio (opz.A)
Stainless Steel



Titanio (opz.T)
Titanium



Brunito (opz.B)
Burnished

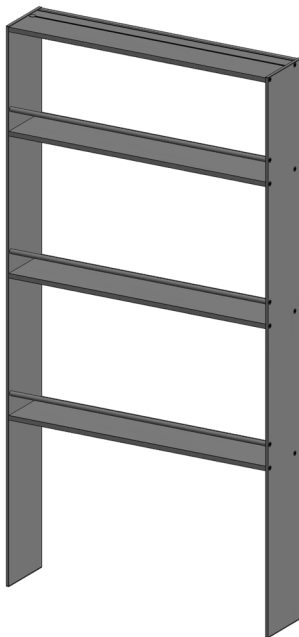
MODULAR SENZA SCHIENA

MODULAR WITHOUT BACK PANEL

Modulo cm 60-90 P 13
in appoggio con cielo e 3 ripiani.

Lean on rack element
cm 60-90-120 D 13
with top panel and 3 shelves.

CODICE
CODE No.



TIPO F1

L 60

H 125 top sp.4
H 126 top sp.3
H 126,6 top sp.2,4
H 127 top sp.2
H 127,8 top sp.1,2

L 65

H 125 top sp.4
H 126 top sp.3
H 126,6 top sp.2,4
H 127 top sp.2
H 127,8 top sp.1,2

L 90

H 125 top sp.4
H 126 top sp.3
H 126,6 top sp.2,4
H 127 top sp.2
H 127,8 top sp.1,2

TIPO F2

L 60

H 128 top sp.4
H 129 top sp.3
H 129,6 top sp.2,4
H 130 top sp.2
H 130,8 top sp.1,2

L 65

H 128 top sp.4
H 129 top sp.3
H 129,6 top sp.2,4
H 130 top sp.2
H 130,8 top sp.1,2

L 90

H 128 top sp.4
H 129 top sp.3
H 129,6 top sp.2,4
H 130 top sp.2
H 130,8 top sp.1,2

TYPE F1

L 60

H 125 worktop th.4
H 126 worktop th.3
H 126,6 worktop th.2,4
H 127 worktop th.2
H 127,8 worktop th.1,2

L 65

H 125 worktop th.4
H 126 worktop th.3
H 126,6 worktop th.2,4
H 127 worktop th.2
H 127,8 worktop th.1,2

L 90

H 125 worktop th.4
H 126 worktop th.3
H 126,6 worktop th.2,4
H 127 worktop th.2
H 127,8 worktop th.1,2

TYPE F2

L 60

H 128 worktop th.4
H 129 worktop th.3
H 129,6 worktop th.2,4
H 130 worktop th.2
H 130,8 worktop th.1,2

L 65

H 128 worktop th.4
H 129 worktop th.3
H 129,6 worktop th.2,4
H 130 worktop th.2
H 130,8 worktop th.1,2

L 90

H 128 worktop th.4
H 129 worktop th.3
H 129,6 worktop th.2,4
H 130 worktop th.2
H 130,8 worktop th.1,2

086MA7160
086MA7360
086MA7560
086MA7760
086MA7960

086MA7165
086MA7365
086MA7565
086MA7765
086MA7965

086MA7190
086MA7390
086MA7590
086MA7790
086MA7990

086MA8160
086MA8360
086MA8560
086MA8760
086MA8960

086MA8165
086MA8365
086MA8565
086MA8765
086MA8965

086MA8190
086MA8390
086MA8590
086MA8790
086MA8990

Finiture "MODULAR"

"MODULAR" finishes



Acciaio (opz.A)
Stainless Steel



Titanio (opz.T)
Titanium



Brunito (opz.B)
Burnished

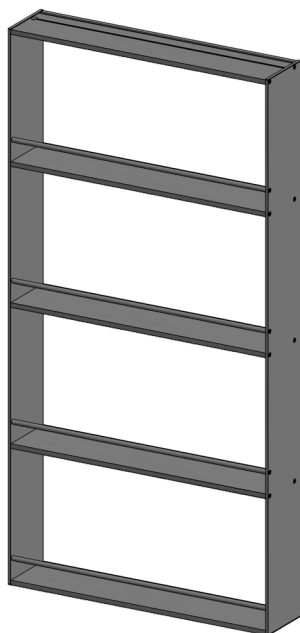
MODULAR SOSPESO SENZA SCHIENA

MODULAR SUSPENDED WITHOUT BACK PANEL

Modulo H 132 P 13
sospeso con cielo e 4 ripiani.

Hanging rack element
H 132 D 13
with top panel and 4 shelves.

CODICE
CODE No.



L 60
L 90

W 60
W 90

086MB9060
086MB9090



MODULAR CON SCHIENALI

MODULAR WITH BACK PANELS




MODULAR COLORI SCHIENALI


MODULAR COLOURS BACK PANELS

COLORI MELAMICI MODELLO IMMAGINA PLUS

IMMAGINA PLUS MODEL MELAMINE COLOURS




cansiglio bianco
(opz.1561)
white cansiglio



cansiglio terra bruciata
(opz.1562)
scorched earth cansiglio



cansiglio grigio fumo
(opz.1563)
smoke grey cansiglio




cansiglio sabbia
(opz.1564)
sand cansiglio



cansiglio champagne
(opz.1565)
champagne cansiglio




larice baglia
(opz.1826)
baglia larch




larice laguna
(opz.1827)
lagoon larch




larice vulcano
(opz.1828)
volcano larch



larice terra
(opz.1829)
earth larch




noce
(opz.2363)
walnut



cemento
(opz.9633)
cement




bianco cristallo
(opz.7445)
crystal white



grigio nebbia
(opz.9626)
fog grey




castoro
(opz.8862)
beaver




lavagna
(opz.9627)
slate grey



juta
(opz.8863)
jute



bianco assoluto
(opz.7441)
absolute white




bianco neve
(opz.750)
snow white



grigio sasso
(opz.9650)
pebble grey



verde marino
(opz.8402)
sea green




grigio monzone
(opz.9651)
monsoon grey



grigio notte
(opz.9652)
midnight grey




grigio velo
(opz.9653)
veil grey



marmo baron
(opz.9632)
baron marble



nichel
(opz.9660)
nickel



platino
(opz.9661)
platinum



zinco
(opz.9662)
zinc




peltro
(opz.9666)
pewter




titanio
(opz.9665)
titanium



olmo bianco
(opz.5001)
white elm



olmo antracite
(opz.5004)
anthracite elm



oak miele
(opz.1361)
honey oak



oak neve
(opz.1362)
snow oak




oak cognac
(opz.1363)
cognac oak

MODULAR COLORI SCHIENALI

MODULAR COLOURS BACK PANELS

COLORI MELAMICI MODELLO TABLET - JEY FEEL - SMART

TABLET - JEY FEEL - SMART MODEL MELAMINE COLOURS



rovere luna
(opz.5316)
moon oak


rovere venere
(opz.5315)
venus oak

rovere arizona
(opz.5317)
arizona oak

rovere dark
(opz.5318)
dark oak

frassino lava
(opz.2408)
lava ash

frassino sabbia
(opz.2406)
sand ash



frassino pietra
(opz.2407)
stone ash

noce brown
(opz.2371)
brown walnut

bianco soft matt
(opz.7447N)
soft matt white

porcellana soft matt
(opz.7703N)
soft matt porcelain

desert soft matt
(opz.8914N)
soft matt desert

molaria soft matt
(opz.9636N)
soft matt molaria



arena soft matt (opz.9637N)
soft matt arena

bianco
(opz.9639)
white

bronzo
(opz.8866)
bronze

ardesia
(opz.9638)
slate grey

rovere silver
(opz.5306)
silver oak

rovere diamond
(opz.5307)
diamond oak



rovere tabià
(opz.5309)
tabià oak

rovere ortisei
(opz.5305)
ortisei oak

trani
(opz.7704)
trani

black
(opz.7863)
black

white
(opz.7448)
white

grigio agata
(opz.9623)
agata grey



grigio inox
(opz.9624)
stainless steel grey

rosso cardinale
(opz.8123)
cardinal red

frassino bianco alpino
(opz.2310)
alpine-white ash

rovere greige
(opz.2320)
greige oak

betulla
(opz.2311)
birch

COLORI STRUTTURE

CARCASSES COLOURS



bianco (opz.001)
white

visone (opz.948M)
mink

lavagna (opz.9620)
slate grey

fango (opz.8860)
mud

conchiglia (opz.8910)
shell


argilla (opz.9690)
clay

MODULAR COLORI SCHIENALI

MODULAR COLOURS BACK PANELS

COLORI FENIX

FENIX COLOURS



bianco caldo
(opz.0032)
warm white




castoro
(opz.0717)
beaver




fumo
(opz.0718)
smoke



nero
(opz.0720)
black




grigio bromo
(opz.0724)
bromine grey




bronzo doha
(opz.2629)
doha bronze



beige arizona
(opz.0748)
arizona beige



cacao orinoco
(opz.0749)
orinoco cocoa




rosso jaipur
(opz.0751)
jaipur red



verde commodoro
(opz.0750)
commodoro green



grigio antrim
(opz.0752)
antrim grey




bianco dover
(opz.0757)
dover white




grigio efeso
(opz.0725)
ephesus grey

COLORI EFFETTO MARMO

MARBLE EFFECT COLOURS




perlato finitura ker
(opz.3443)
pearly with ker finish



alabastro finitura mn
(opz.6014)
alabaster with mn finish



calacatta finitura mn
(opz.6019)
calacatta with mn finish




dark finitura mn
(opz.6133)
dark with mn finish

COLORI WOOD IMPIALLACCIATO MODELLO IMMAGINA - TABLET


IMMAGINA - TABLET MODEL VENEERED COLOURS

N.B: non utilizzati per gli elementi da 120


Note: not used for 120 elements




rovere bianco
(opz.5441)
white oak




rovere nero
(opz.5446)
black oak




rovere moscato
(opz.5444)
muscat oak



rovere fumè
(opz.5445)
smoked oak



rovere naturale
(opz.5442)
natural oak



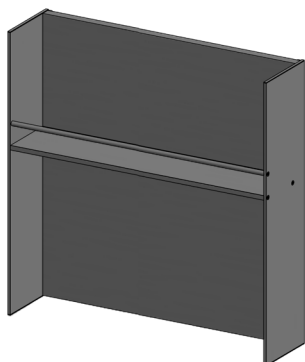
rovere grey
(opz.5443)
grey oak

MODULAR CON SCHIENALE

MODULAR WITH BACK PANEL

Modulo cm 60-90-120 P 15,3
tra base e pensile con ripiano.
3 ganci predisposto per
accessori

Rack element
 cm 60-90-120 D 15,3
 between base unit and wall
 unit with shelf.
 3 hooks suitable for
 accessories.



TIPO A1

L 60

H 53 top sp.4
 H 54 top sp.3
 H 54,6 top sp.2,4
 H 55 top sp.2
 H 55,8 top sp.1,2

L 65

H 53 top sp.4
 H 54 top sp.3
 H 54,6 top sp.2,4
 H 55 top sp.2
 H 55,8 top sp.1,2

L 90

H 53 top sp.4
 H 54 top sp.3
 H 54,6 top sp.2,4
 H 55 top sp.2
 H 55,8 top sp.1,2

L 120

H 53 top sp.4
 H 54 top sp.3
 H 54,6 top sp.2,4
 H 55 top sp.2
 H 55,8 top sp.1,2

TIPO A2

L 60

H 56 top sp.4
 H 57 top sp.3
 H 57,6 top sp.2,4
 H 58 top sp.2
 H 58,8 top sp.1,2

L 65

H 56 top sp.4
 H 57 top sp.3
 H 57,6 top sp.2,4
 H 58 top sp.2
 H 58,8 top sp.1,2

L 90

H 56 top sp.4
 H 57 top sp.3
 H 57,6 top sp.2,4
 H 58 top sp.2
 H 58,8 top sp.1,2

L 120

H 56 top sp.4
 H 57 top sp.3
 H 57,6 top sp.2,4
 H 58 top sp.2
 H 58,8 top sp.1,2

TYPE A1

L 60

H 53 worktop th.4
 H 54 worktop th.3
 H 54,6 worktop th.2,4
 H 55 worktop th.2
 H 55,8 worktop th.1,2

L 65

H 53 worktop th.4
 H 54 worktop th.3
 H 54,6 worktop th.2,4
 H 55 worktop th.2
 H 55,8 worktop th.1,2

L 90

H 53 worktop th.4
 H 54 worktop th.3
 H 54,6 worktop th.2,4
 H 55 worktop th.2
 H 55,8 worktop th.1,2

L 120

H 53 worktop th.4
 H 54 worktop th.3
 H 54,6 worktop th.2,4
 H 55 worktop th.2
 H 55,8 worktop th.1,2

TYPE A2

L 60

H 56 worktop th.4
 H 57 worktop th.3
 H 57,6 worktop th.2,4
 H 58 worktop th.2
 H 58,8 worktop th.1,2

L 65

H 56 worktop th.4
 H 57 worktop th.3
 H 57,6 worktop th.2,4
 H 58 worktop th.2
 H 58,8 worktop th.1,2

L 90

H 56 worktop th.4
 H 57 worktop th.3
 H 57,6 worktop th.2,4
 H 58 worktop th.2
 H 58,8 worktop th.1,2

L 120

H 56 worktop th.4
 H 57 worktop th.3
 H 57,6 worktop th.2,4
 H 58 worktop th.2
 H 58,8 worktop th.1,2

CODICE
CODE No.

086MC1160
086MC1360
086MC1560
086MC1760
086MC1960

086MC1165
086MC1365
086MC1565
086MC1765
086MC1965

086MC1190
086MC1390
086MC1590
086MC1790
086MC1990

086MC1195
086MC1395
086MC1595
086MC1795
086MC1995

086MC2160
086MC2360
086MC2560
086MC2760
086MC2960

086MC2165
086MC2365
086MC2565
086MC2765
086MC2965

086MC2190
086MC2390
086MC2590
086MC2790
086MC2990

086MC2195
086MC2395
086MC2595
086MC2795
086MC2995

SCHIENALI FENIX

FENIX BACK PANELS

SCHIENALI EFFETTO MARMO

EFFECT MARBLE BACK PANELS

SCHIENALI IMPIALLACCIATI WOOD

N.B.: non utilizzati per gli elementi da 120

WOOD VENEERED BACK PANELS

Note: not used for 120 elements

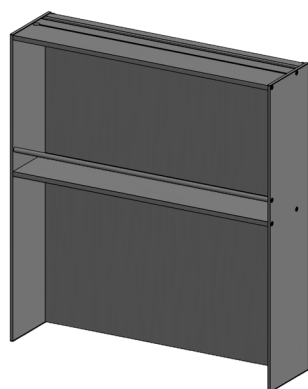


MODULAR CON SCHIENALE

MODULAR WITH BACK PANEL

Modulo cm 60-90-120 P 15,3
in appoggio con cielo e ripiano.

Lean on rack element
cm 60-90-120 D 15,3
with top panel and shelf.



SCHIENALI FENIX
FENIX BACK PANELS

SCHIENALI EFFETTO MARMO
EFFECT MARBLE BACK PANELS

SCHIENALI IMPIALLACCIATI WOOD
N.B.: non utilizzati per gli elementi da 120

WOOD VENEERED BACK PANELS
Note: not used for 120 elements

TIPO B1

L 60

H 65 top sp.4
H 66 top sp.3
H 66,6 top sp.2,4
H 67 top sp.2
H 67,8 top sp.1,2

L 65

H 65 top sp.4
H 66 top sp.3
H 66,6 top sp.2,4
H 67 top sp.2
H 67,8 top sp.1,2

L 90

H 65 top sp.4
H 66 top sp.3
H 66,6 top sp.2,4
H 67 top sp.2
H 67,8 top sp.1,2

L 120

H 65 top sp.4
H 66 top sp.3
H 66,6 top sp.2,4
H 67 top sp.2
H 67,8 top sp.1,2

TIPO B2

L 60

H 68 top sp.4
H 69 top sp.3
H 69,6 top sp.2,4
H 70 top sp.2
H 70,8 top sp.1,2

L 65

H 68 top sp.4
H 69 top sp.3
H 69,6 top sp.2,4
H 70 top sp.2
H 70,8 top sp.1,2

L 90

H 68 top sp.4
H 69 top sp.3
H 69,6 top sp.2,4
H 70 top sp.2
H 70,8 top sp.1,2

L 120

H 68 top sp.4
H 69 top sp.3
H 69,6 top sp.2,4
H 70 top sp.2
H 70,8 top sp.1,2

TYPE B1

L 60

H 65 worktop th.4
H 66 worktop th.3
H 66,6 worktop th.2,4
H 67 worktop th.2
H 67,8 worktop th.1,2

L 65

H 65 worktop th.4
H 66 worktop th.3
H 66,6 worktop th.2,4
H 67 worktop th.2
H 67,8 worktop th.1,2

L 90

H 65 worktop th.4
H 66 worktop th.3
H 66,6 worktop th.2,4
H 67 worktop th.2
H 67,8 worktop th.1,2

L 120

H 65 worktop th.4
H 66 worktop th.3
H 66,6 worktop th.2,4
H 67 worktop th.2
H 67,8 worktop th.1,2

TYPE B2

L 60

H 68 worktop th.4
H 69 worktop th.3
H 69,6 worktop th.2,4
H 70 worktop th.2
H 70,8 worktop th.1,2

L 65

H 68 worktop th.4
H 69 worktop th.3
H 69,6 worktop th.2,4
H 70 worktop th.2
H 70,8 worktop th.1,2

L 90

H 68 worktop th.4
H 69 worktop th.3
H 69,6 worktop th.2,4
H 70 worktop th.2
H 70,8 worktop th.1,2

L 120

H 68 worktop th.4
H 69 worktop th.3
H 69,6 worktop th.2,4
H 70 worktop th.2
H 70,8 worktop th.1,2

CODICE
CODE No.

086MC3160
086MC3360
086MC3560
086MC3760
086MC3960

086MC3165
086MC3365
086MC3565
086MC3765
086MC3965

086MC3190
086MC3390
086MC3590
086MC3790
086MC3990

086MC3195
086MC3395
086MC3595
086MC3795
086MC3995

086MC4160
086MC4360
086MC4560
086MC4760
086MC4960


086MC4165
086MC4365
086MC4565
086MC4765
086MC4965

086MC4190
086MC4390
086MC4590
086MC4790
086MC4990

086MC4195
086MC4395
086MC4595
086MC4795
086MC4995

Finiture "MODULAR"

"MODULAR" finishes



Acciaio (opz.A)
Stainless Steel



Titanio (opz.T)
Titanium



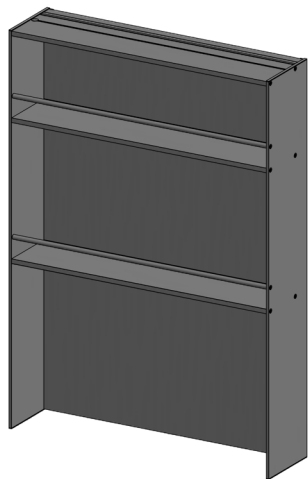
Brunito (opz.B)
Burnished

MODULAR CON SCHIENALE

MODULAR WITH BACK PANEL

Modulo cm 60-90-120 P 15,3
in appoggio con cielo e 2 ripiani.

Lean on rack element
cm 60-90-120 D 15,3
with top panel and 2 shelves.



TIPO C1

L 60

H 77 top sp.4
H 78 top sp.3
H 78,6 top sp.2,4
H 79 top sp.2
H 79,8 top sp.1,2

L 65

H 77 top sp.4
H 78 top sp.3
H 78,6 top sp.2,4
H 79 top sp.2
H 79,8 top sp.1,2

L 90

H 77 top sp.4
H 78 top sp.3
H 78,6 top sp.2,4
H 79 top sp.2
H 79,8 top sp.1,2

L 120

H 77 top sp.4
H 78 top sp.3
H 78,6 top sp.2,4
H 79 top sp.2
H 79,8 top sp.1,2

TYPE C1

L 60

H 77 worktop th.4
H 78 worktop th.3
H 78,6 worktop th.2,4
H 79 worktop th.2
H 79,8 worktop th.1,2

L 65

H 77 worktop th.4
H 78 worktop th.3
H 78,6 worktop th.2,4
H 79 worktop th.2
H 79,8 worktop th.1,2

L 90

H 77 worktop th.4
H 78 worktop th.3
H 78,6 worktop th.2,4
H 79 worktop th.2
H 79,8 worktop th.1,2

L 120

H 77 worktop th.4
H 78 worktop th.3
H 78,6 worktop th.2,4
H 79 worktop th.2
H 79,8 worktop th.1,2

CODICE
CODE No.

086MC5160
086MC5360
086MC5560
086MC5760
086MC5960

086MC5165
086MC5365
086MC5565
086MC5765
086MC5965

086MC5190
086MC5390
086MC5590
086MC5790
086MC5990

086MC5195
086MC5395
086MC5595
086MC5795
086MC5995

SCHIENALI FENIX

FENIX BACK PANELS

SCHIENALI EFFETTO MARMO

EFFECT MARBLE BACK PANELS

SCHIENALI IMPIALLACCIATI WOOD

N.B.: non utilizzati per gli elementi da 120

WOOD VENEERED BACK PANELS

Note: not used for 120 elements

TIPO C2

L 60

H 80 top sp.4
H 81 top sp.3
H 81,6 top sp.2,4
H 82 top sp.2
H 82,8 top sp.1,2

L 65

H 80 top sp.4
H 81 top sp.3
H 81,6 top sp.2,4
H 82 top sp.2
H 82,8 top sp.1,2

L 90

H 80 top sp.4
H 81 top sp.3
H 81,6 top sp.2,4
H 82 top sp.2
H 82,8 top sp.1,2

L 120

H 80 top sp.4
H 81 top sp.3
H 81,6 top sp.2,4
H 82 top sp.2
H 82,8 top sp.1,2

TYPE C2

L 60

H 80 worktop th.4
H 81 worktop th.3
H 81,6 worktop th.2,4
H 82 worktop th.2
H 82,8 worktop th.1,2

L 60

H 80 worktop th.4
H 81 worktop th.3
H 81,6 worktop th.2,4
H 82 worktop th.2
H 82,8 worktop th.1,2

L 90

H 80 worktop th.4
H 81 worktop th.3
H 81,6 worktop th.2,4
H 82 worktop th.2
H 82,8 worktop th.1,2

L 120

H 80 worktop th.4
H 81 worktop th.3
H 81,6 worktop th.2,4
H 82 worktop th.2
H 82,8 worktop th.1,2

086MC6160
086MC6360
086MC6560
086MC6760
086MC6960

086MC6165
086MC6365
086MC6565
086MC6765
086MC6965

086MC6190
086MC6390
086MC6590
086MC6790
086MC6990

086MC6195
086MC6395
086MC6595
086MC6795
086MC6995

Finiture "MODULAR"

"MODULAR" finishes



Acciaio (opz.A)
Stainless Steel



Titanio (opz.T)
Titanium



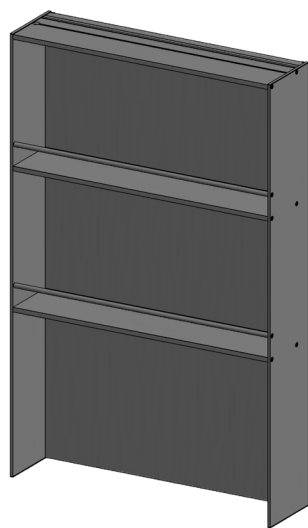
Brunito (opz.B)
Burnished

MODULAR CON SCHIENALE

MODULAR WITH BACK PANEL

Modulo cm 60-90-120 P 15,3
in appoggio con cielo e 2 ripiani.

Lean on rack element
cm 60-90-120 D 15,3
with top panel and 2 shelves.



TIPO D1

L 60

H 89 top sp.4
H 90 top sp.3
H 90,6 top sp.2,4
H 91 top sp.2
H 91,8 top sp.1,2

L 65

H 89 top sp.4
H 90 top sp.3
H 90,6 top sp.2,4
H 91 top sp.2
H 91,8 top sp.1,2

L 90

H 89 top sp.4
H 90 top sp.3
H 90,6 top sp.2,4
H 91 top sp.2
H 91,8 top sp.1,2

L 120

H 89 top sp.4
H 90 top sp.3
H 90,6 top sp.2,4
H 91 top sp.2
H 91,8 top sp.1,2

TIPO D2

L 60

H 92 top sp.4
H 93 top sp.3
H 93,6 top sp.2,4
H 94 top sp.2
H 94,8 top sp.1,2

L 65

H 92 top sp.4
H 93 top sp.3
H 93,6 top sp.2,4
H 94 top sp.2
H 94,8 top sp.1,2

L 90

H 92 top sp.4
H 93 top sp.3
H 93,6 top sp.2,4
H 94 top sp.2
H 94,8 top sp.1,2

L 120

H 92 top sp.4
H 93 top sp.3
H 93,6 top sp.2,4
H 94 top sp.2
H 94,8 top sp.1,2

TYPE D1

L 60

H 89 worktop th.4
H 90 worktop th.3
H 90,6 worktop th.2,4
H 91 worktop th.2
H 91,8 worktop th.1,2

L 65

H 89 worktop th.4
H 90 worktop th.3
H 90,6 worktop th.2,4
H 91 worktop th.2
H 91,8 worktop th.1,2

L 90

H 89 worktop th.4
H 90 worktop th.3
H 90,6 worktop th.2,4
H 91 worktop th.2
H 91,8 worktop th.1,2

L 120

H 89 worktop th.4
H 90 worktop th.3
H 90,6 worktop th.2,4
H 91 worktop th.2
H 91,8 worktop th.1,2

TYPE D2

L 60

H 92 worktop th.4
H 93 worktop th.3
H 93,6 worktop th.2,4
H 94 worktop th.2
H 94,8 worktop th.1,2

L 65

H 92 worktop th.4
H 93 worktop th.3
H 93,6 worktop th.2,4
H 94 worktop th.2
H 94,8 worktop th.1,2

L 90

H 92 worktop th.4
H 93 worktop th.3
H 93,6 worktop th.2,4
H 94 worktop th.2
H 94,8 worktop th.1,2

L 120

H 92 worktop th.4
H 93 worktop th.3
H 93,6 worktop th.2,4
H 94 worktop th.2
H 94,8 worktop th.1,2

CODICE
CODE No.

086MD1160
086MD1360
086MD1560
086MD1760
086MD1960

086MD1165
086MD1365
086MD1565
086MD1765
086MD1965

086MD1190
086MD1390
086MD1590
086MD1790
086MD1990

086MD1195
086MD1395
086MD1595
086MD1795
086MD1995

086MD2160
086MD2360
086MD2560
086MD2760
086MD2960

086MD2165
086MD2365
086MD2565
086MD2765
086MD2965

086MD2190
086MD2390
086MD2590
086MD2790
086MD2990

086MD2195
086MD2395
086MD2595
086MD2795
086MD2995

SCHIENALI FENIX

FENIX BACK PANELS

SCHIENALI EFFETTO MARMO
EFFECT MARBLE BACK PANELS

SCHIENALI IMPIALLACCIATI WOOD
N.B.: non utilizzati per gli elementi da 120

WOOD VENEERED BACK PANELS
Note: not used for 120 elements

Finiture "MODULAR"

"MODULAR" finishes



Acciaio (opz.A)
Stainless Steel



Titanio (opz.T)
Titanium



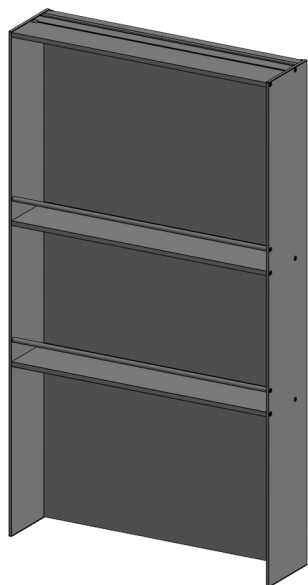
Brunito (opz.B)
Burnished

MODULAR CON SCHIENALE

MODULAR WITH BACK PANEL

Modulo cm 60-90-120 P 15,3
in appoggio con cielo e 2 ripiani.

Lean on rack element
cm 60-90-120 D 15,3
with top panel and 2 shelves.



TIPO E1

L 60

H 101 top sp.4
H 102 top sp.3
H 102,6 top sp.2,4
H 103 top sp.2
H 103,8 top sp.1,2

L 65

H 101 top sp.4
H 102 top sp.3
H 102,6 top sp.2,4
H 103 top sp.2
H 103,8 top sp.1,2

L 90

H 101 top sp.4
H 102 top sp.3
H 102,6 top sp.2,4
H 103 top sp.2
H 103,8 top sp.1,2

L 120

H 101 top sp.4
H 102 top sp.3
H 102,6 top sp.2,4
H 103 top sp.2
H 103,8 top sp.1,2

TYPE E1

L 60

H 101 worktop th.4
H 102 worktop th.3
H 102,6 worktop th.2,4
H 103 worktop th.2
H 103,8 worktop th.1,2

L 65

H 101 worktop th.4
H 102 worktop th.3
H 102,6 worktop th.2,4
H 103 worktop th.2
H 103,8 worktop th.1,2

L 90

H 101 worktop th.4
H 102 worktop th.3
H 102,6 worktop th.2,4
H 103 worktop th.2
H 103,8 worktop th.1,2

L 120

H 101 worktop th.4
H 102 worktop th.3
H 102,6 worktop th.2,4
H 103 worktop th.2
H 103,8 worktop th.1,2

CODICE
CODE No.

086MD3160
086MD3360
086MD3560
086MD3760
086MD3960

086MD3165
086MD3365
086MD3565
086MD3765
086MD3965

086MD3190
086MD3390
086MD3590
086MD3790
086MD3990

086MD3195
086MD3395
086MD3595
086MD3795
086MD3995

SCHIENALI FENIX

FENIX BACK PANELS

SCHIENALI EFFETTO MARMO

EFFECT MARBLE BACK PANELS

SCHIENALI IMPIALLACCIATI WOOD
N.B.: non utilizzati per gli elementi da 120

WOOD VENEERED BACK PANELS

Note: not used for 120 elements

TIPO E2

L 60

H 104 top sp.4
H 105 top sp.3
H 105,6 top sp.2,4
H 106 top sp.2
H 106,8 top sp.1,2

L 65

H 104 top sp.4
H 105 top sp.3
H 105,6 top sp.2,4
H 106 top sp.2
H 106,8 top sp.1,2

L 90

H 104 top sp.4
H 105 top sp.3
H 105,6 top sp.2,4
H 106 top sp.2
H 106,8 top sp.1,2

L 120

H 104 top sp.4
H 105 top sp.3
H 105,6 top sp.2,4
H 106 top sp.2
H 106,8 top sp.1,2

TYPE E2

L 60

H 104 worktop th.4
H 105 worktop th.3
H 105,6 worktop th.2,4
H 106 worktop th.2
H 106,8 worktop th.1,2

L 65

H 104 worktop th.4
H 105 worktop th.3
H 105,6 worktop th.2,4
H 106 worktop th.2
H 106,8 worktop th.1,2

L 90

H 104 worktop th.4
H 105 worktop th.3
H 105,6 worktop th.2,4
H 106 worktop th.2
H 106,8 worktop th.1,2

L 120

H 104 worktop th.4
H 105 worktop th.3
H 105,6 worktop th.2,4
H 106 worktop th.2
H 106,8 worktop th.1,2

086MD4160
086MD4360
086MD4560
086MD4760
086MD4960

086MD4165
086MD4365
086MD4565
086MD4765
086MD4965

086MD4190
086MD4390
086MD4590
086MD4790
086MD4990

086MD4195
086MD4395
086MD4595
086MD4795
086MD4995



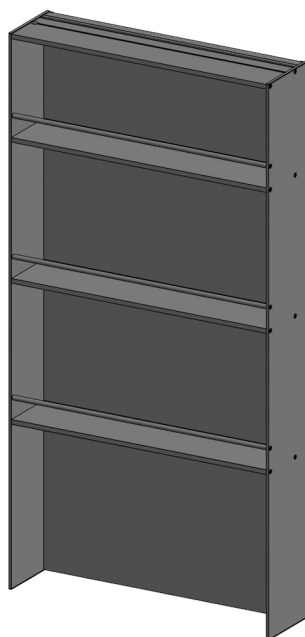
MODULAR CON SCHIENALE

MODULAR WITH BACK PANEL

Modulo cm 60-90 P 15,3
in appoggio con cielo e 3 ripiani.

Lean on rack element
cm 60-90 D 15,3
with top panel and 3 shelves.

CODICE
CODE No.



TIPO F1
L 60

H 125 top sp.4
H 126 top sp.3
H 126,6 top sp.2,4
H 127 top sp.2
H 127,8 top sp.1,2

TYPE F1
L 60

H 125 worktop th.4
H 126 worktop th.3
H 126,6 worktop th.2,4
H 127 worktop th.2
H 127,8 worktop th.1,2

086MC7160
086MC7360
086MC7560
086MC7760
086MC7960

L 65

H 125 top sp.4
H 126 top sp.3
H 126,6 top sp.2,4
H 127 top sp.2
H 127,8 top sp.1,2

L 65

H 125 worktop th.4
H 126 worktop th.3
H 126,6 worktop th.2,4
H 127 worktop th.2
H 127,8 worktop th.1,2

086MC7165
086MC7365
086MC7565
086MC7765
086MC7965

L 90

H 125 top sp.4
H 126 top sp.3
H 126,6 top sp.2,4
H 127 top sp.2
H 127,8 top sp.1,2

L 90

H 125 worktop th.4
H 126 worktop th.3
H 126,6 worktop th.2,4
H 127 worktop th.2
H 127,8 worktop th.1,2

086MC7190
086MC7390
086MC7590
086MC7790
086MC7990

TIPO F2
L 60

H 128 top sp.4
H 129 top sp.3
H 129,6 top sp.2,4
H 130 top sp.2
H 130,8 top sp.1,2

TYPE F2
L 60

H 128 worktop th.4
H 129 worktop th.3
H 129,6 worktop th.2,4
H 130 worktop th.2
H 130,8 worktop th.1,2

086MC8160
086MC8360
086MC8560
086MC8760
086MC8960

L 65

H 128 top sp.4
H 129 top sp.3
H 129,6 top sp.2,4
H 130 top sp.2
H 130,8 top sp.1,2

L 65

H 128 worktop th.4
H 129 worktop th.3
H 129,6 worktop th.2,4
H 130 worktop th.2
H 130,8 worktop th.1,2

086MC8165
086MC8365
086MC8565
086MC8765
086MC8965

L 90

H 128 top sp.4
H 129 top sp.3
H 129,6 top sp.2,4
H 130 top sp.2
H 130,8 top sp.1,2

L 90

H 128 worktop th.4
H 129 worktop th.3
H 129,6 worktop th.2,4
H 130 worktop th.2
H 130,8 worktop th.1,2

086MC8190
086MC8390
086MC8590
086MC8790
086MC8990

SCHIENALI FENIX
FENIX BACK PANELS

SCHIENALI EFFETTO MARMO
EFFECT MARBLE BACK PANELS

SCHIENALI IMPIALLACCIATI WOOD
WOOD VENEERED BACK PANELS

Finiture "MODULAR"

"MODULAR" finishes



Acciaio (opz.A)
Stainless Steel



Titanio (opz.T)
Titanium



Brunito (opz.B)
Burnished

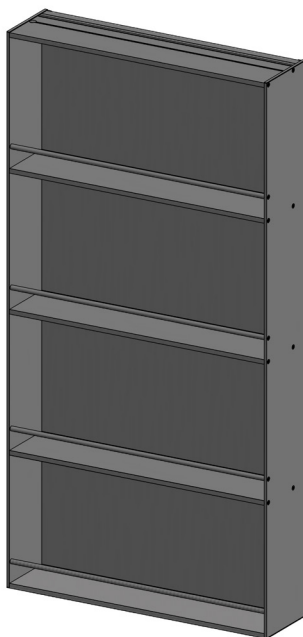
MODULAR SOSPESO CON SCHIENALE

MODULAR SUSPENDED WITH BACK PANEL

Modulo H 132 P 15,3
sospeso con cielo e 4 ripiani.

Hanging rack element
H 132 D 15,3
with top panel and 4 shelves.

CODICE
CODE No.



SCHIENALI FENIX
FENIX BACK PANELS

SCHIENALI EFFETTO MARMO
EFFECT MARBLE BACK PANELS

SCHIENALI IMPIALLACCIATI WOOD
WOOD VENEERED BACK PANELS

L 60
L 90

W 60
W 90

086MD9060
086MD9090

Finiture "MODULAR"

"MODULAR" finishes



Acciaio (opz.A)
Stainless Steel



Titanio (opz.T)
Titanium



Brunito (opz.B)
Burnished

MODULAR SCHIENALI CON LUCE DUAL COLOR

MODULAR BACK PANELS WITH DUAL COLOR LIGHT




MODULAR COLORI SCHIENALI


MODULAR COLOURS BACK PANELS

COLORI MELAMICI MODELLO IMMAGINA PLUS

IMMAGINA PLUS MODEL MELAMINE COLOURS



cansiglio bianco
(opz.1561)
white cansiglio



cansiglio terra bruciata
(opz.1562)
scorched earth cansiglio



cansiglio grigio fumo
(opz.1563)
smoke grey cansiglio




cansiglio sabbia
(opz.1564)
sand cansiglio



cansiglio champagne
(opz.1565)
champagne cansiglio




larice baglia
(opz.1826)
baglia larch




larice laguna
(opz.1827)
lagoon larch



larice vulcano
(opz.1828)
volcano larch



larice terra
(opz.1829)
earth larch




noce
(opz.2363)
walnut



cemento
(opz.9633)
cement




bianco cristallo
(opz.7445)
cristal white



grigio nebbia
(opz.9626)
fog grey




castoro
(opz.8862)
beaver




lavagna
(opz.9627)
slate grey



juta
(opz.8863)
jute



bianco assoluto
(opz.7441)
absolute white




bianco neve
(opz.7450)
snow white



grigio sasso
(opz.9650)
pebble grey



verde marino
(opz.8402)
sea green




grigio monson
(opz.9651)
monsoon grey




grigio notte
(opz.9652)
midnight grey




grigio velo
(opz.9653)
veil grey



marmo baron
(opz.9632)
baron marble




nicel
(opz.9660)
nickel



platino
(opz.9661)
platinum



zinco
(opz.9662)
zinc




peltro
(opz.9666)
pewter




titanio
(opz.9665)
titanium



olmo bianco
(opz.5001)
white elm



olmo antracite
(opz.5004)
anthracite elm



oak miele
(opz.1361)
honey oak



oak neve
(opz.1362)
snow oak



oak cognac
(opz.1363)
cognac oak

MODULAR COLORI SCHIENALI

MODULAR COLOURS BACK PANELS

COLORI MELAMICI MODELLO TABLET - JEY FEEL - SMART TABLET - JEY FEEL - SMART MODEL MELAMINE COLOURS



rovere luna
(opz.5316)
moon oak


rovere venere
(opz.5315)
venus oak

rovere arizona
(opz.5317)
arizona oak

rovere dark
(opz.5318)
dark oak

frassino lava
(opz.2408)
lava ash

frassino sabbia
(opz.2406)
sand ash



frassino pietra
(opz.2407)
stone ash


noce brown
(opz.2371)
brown walnut

bianco soft matt
(opz.7447N)
soft matt white

porcellana soft matt
(opz.7703N)
soft matt porcelain

desert soft matt
(opz.8914N)
soft matt desert

molaria soft matt
(opz.9636N)
soft matt molaria



arena soft matt (opz.9637N)
soft matt arena

bianco
(opz.9639)
white

bronzo
(opz.8866)
bronze

ardesia
(opz.9638)
slate grey

rovere silver
(opz.5306)
silver oak

rovere diamond
(opz.5307)
diamond oak



rovere tabià
(opz.5309)
tabià oak

rovere ortisei
(opz.5305)
ortisei oak

trani
(opz.7704)
trani

black
(opz.7863)
black

white
(opz.7448)
white

grigio agata
(opz.9623)
agata grey



grigio inox
(opz.9624)
stainless steel grey

rosso cardinale
(opz.8123)
cardinal red

frassino bianco alpino
(opz.2310)
alpine-white ash

rovere greige
(opz.2320)
greige oak

betulla
(opz.2311)
birch

COLORI STRUTTURE CARCASSES COLOURS



bianco (opz.001)
white

visone (opz.948M)
mink

lavagna (opz.9620)
slate grey

fango (opz.8860)
mud

conchiglia (opz.8910)
shell


argilla (opz.9690)
clay

MODULAR COLORI SCHIENALI

MODULAR COLOURS BACK PANELS

COLORI FENIX

FENIX COLOURS



bianco caldo
(opz.0032)
warm white

castoro
(opz.0717)
beaver

fumo
(opz.0718)
smoke

nero
(opz.0720)
black

grigio bromo
(opz.0724)
bromine grey




bronzo doha
(opz.2629)
doha bronze

beige arizona
(opz.0748)
arizona beige

cacao orinoco
(opz.0749)
orinoco cocoa

rosso jaipur
(opz.0751)
jaipur red

verde commodoro
(opz.0750)
commodoro green



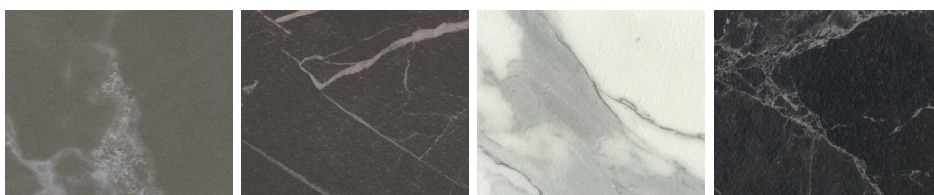
grigio antrim
(opz.0752)
antrim grey

bianco dover
(opz.0757)
dover white

grigio efeso
(opz.0725)
ephesus grey

COLORI EFFETTO MARMO

MARBLE EFFECT COLOURS



perlato finitura ker
(opz.3443)
pearly with ker finish

alabastro finitura mn
(opz.6014)
alabaster with mn finish

calacatta finitura mn
(opz.6019)
calacatta with mn finish

dark finitura mn
(opz.6133)
dark with mn finish

COLORI WOOD IMPIALLACCIATO MODELLO IMMAGINA - TABLET

IMMAGINA - TABLET MODEL VENEERED COLOURS

N.B: non utilizzati per gli elementi da 120

Note: not used for 120 elements



rovere bianco
(opz.5441)
white oak

rovere nero
(opz.5446)
black oak

rovere moscato
(opz.5444)
muscat oak

rovere fumè
(opz.5445)
smoked oak

rovere naturale
(opz.5442)
natural oak


rovere grey
(opz.5443)
grey oak

MODULAR CON SCHIENALE E LUCE DUAL COLOR

MODULAR WITH BACK PANEL AND DUAL COLOR LIGHT

**Modulo cm 60-90-120 P 15,2
in appoggio con cielo e ripiano.
N.B.: kit dual color incluso**

Lean on rack element
cm 60-90-120 D 15,2
with top panel and shelf.
Note: kit dual colours
included



SCHIENALI FENIX

FENIX BACK PANELS

SCHIENALI EFFETTO MARMO

EFFECT MARBLE BACK PANELS

SCHIENALI IMPIALLACCIATI WOOD

N.B.: non utilizzati per gli elementi da 120

WOOD VENEERED BACK PANELS

Note: not used for 120 elements

N.B.: inserire l'alimentatore corretto in base
all'assorbimento totale dato dalla somma degli elementi
inseriti nella composizione.
Vedi pagina 31

Note: insert the correct power supply in the base
to the total absorption given by the sum of the elements
included in the composition.
See page 31

TIPO B1

L 60 W14 Totali

H 65 top sp.4
H 66 top sp.3
H 66,6 top sp.2,4
H 67 top sp.2
H 67,8 top sp.1,2

L 65 W16 Totali

H 65 top sp.4
H 66 top sp.3
H 66,6 top sp.2,4
H 67 top sp.2
H 67,8 top sp.1,2

L 90 W20 Totali

H 65 top sp.4
H 66 top sp.3
H 66,6 top sp.2,4
H 67 top sp.2
H 67,8 top sp.1,2

L 120 W28 Totali

H 65 top sp.4
H 66 top sp.3
H 66,6 top sp.2,4
H 67 top sp.2
H 67,8 top sp.1,2

TIPO B2

L 60 W14 Totali

H 68 top sp.4
H 69 top sp.3
H 69,6 top sp.2,4
H 70 top sp.2
H 70,8 top sp.1,2

L 65 W16 Totali

H 68 top sp.4
H 69 top sp.3
H 69,6 top sp.2,4
H 70 top sp.2
H 70,8 top sp.1,2

L 90 W20 Totali

H 68 top sp.4
H 69 top sp.3
H 69,6 top sp.2,4
H 70 top sp.2
H 70,8 top sp.1,2

L 120 W28 Totali

H 68 top sp.4
H 69 top sp.3
H 69,6 top sp.2,4
H 70 top sp.2
H 70,8 top sp.1,2

TYPE B1

L 60 W14 Total

H 65 worktop th.4
H 66 worktop th.3
H 66,6 worktop th.2,4
H 67 worktop th.2
H 67,8 worktop th.1,2

L 65 W16 Total

H 65 worktop th.4
H 66 worktop th.3
H 66,6 worktop th.2,4
H 67 worktop th.2
H 67,8 worktop th.1,2

L 90 W20 Total

H 65 worktop th.4
H 66 worktop th.3
H 66,6 worktop th.2,4
H 67 worktop th.2
H 67,8 worktop th.1,2

L 120 W28 Total

H 65 worktop th.4
H 66 worktop th.3
H 66,6 worktop th.2,4
H 67 worktop th.2
H 67,8 worktop th.1,2

TYPE B2

L 60 W14 Total

H 68 worktop th.4
H 69 worktop th.3
H 69,6 worktop th.2,4
H 70 worktop th.2
H 70,8 worktop th.1,2

L 65 W16 Total

H 68 worktop th.4
H 69 worktop th.3
H 69,6 worktop th.2,4
H 70 worktop th.2
H 70,8 worktop th.1,2

L 90 W20 Total

H 68 worktop th.4
H 69 worktop th.3
H 69,6 worktop th.2,4
H 70 worktop th.2
H 70,8 worktop th.1,2

L 120 W28 Total

H 68 worktop th.4
H 69 worktop th.3
H 69,6 worktop th.2,4
H 70 worktop th.2
H 70,8 worktop th.1,2

CODICE
CODE No.

086MCL3160
086MCL3360
086MCL3560
086MCL3760
086MCL3960

086MCL3165
086MCL3365
086MCL3565
086MCL3765
086MCL3965

086MCL3190
086MCL3390
086MCL3590
086MCL3790
086MCL3990

086MCL3195
086MCL3395
086MCL3595
086MCL3795
086MCL3995

086MCL4160
086MCL4360
086MCL4560
086MCL4760
086MCL4960

086MCL4165
086MCL4365
086MCL4565
086MCL4765
086MCL4965

086MCL4190
086MCL4390
086MCL4590
086MCL4790
086MCL4990

086MCL4195
086MCL4395
086MCL4595
086MCL4795
086MCL4995

BRUNITO
BURNISHED

Finiture "MODULAR"

"MODULAR" finishes



Acciaio (opz.A)
Stainless Steel



Titanio (opz.T)
Titanium



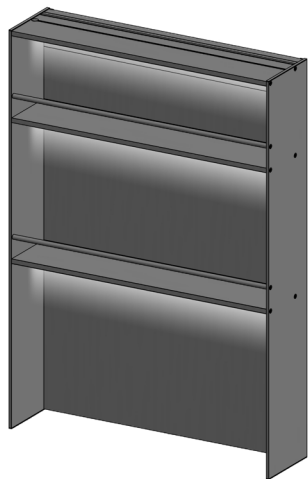
Brunito (opz.B)
Burnished

MODULAR CON SCHIENALE E LUCE DUAL COLOR

MODULAR WITH BACK PANEL AND DUAL COLOR LIGHT

**Modulo cm 60-90-120 P 15,2
in appoggio con cielo e 2 ripiani.**
N.B.: kit dual color incluso

Lean on rack element
cm 60-90-120 D 15,2
with top panel and 2 shelves.
**Note: kit dual colours
included**



SCHIENALI FENIX
FENIX BACK PANELS

SCHIENALI EFFETTO MARMO
EFFECT MARBLE BACK PANELS

SCHIENALI IMPIALLACCIATI WOOD
N.B.: non utilizzati per gli elementi da 120

WOOD VENEERED BACK PANELS
Note: not used for 120 elements

**N.B.: inserire l'alimentatore corretto in base
all'assorbimento totale dato dalla somma degli elementi
inseriti nella composizione.**
Vedi pagina 31

**Note: insert the correct power supply in the base
to the total absorption given by the sum of the elements
included in the composition.**
See page 31

TIPO C1

L 60 W21 Totali
H 77 top sp.4
H 78 top sp.3
H 78,6 top sp.2,4
H 79 top sp.2
H 79,8 top sp.1,2

L 65 W24 Totali
H 77 top sp.4
H 78 top sp.3
H 78,6 top sp.2,4
H 79 top sp.2
H 79,8 top sp.1,2

L 90 W30 Totali
H 77 top sp.4
H 78 top sp.3
H 78,6 top sp.2,4
H 79 top sp.2
H 79,8 top sp.1,2

L 120 W42 Totali
H 77 top sp.4
H 78 top sp.3
H 78,6 top sp.2,4
H 79 top sp.2
H 79,8 top sp.1,2

TIPO C2

L 60 W21 Totali
H 80 top sp.4
H 81 top sp.3
H 81,6 top sp.2,4
H 82 top sp.2
H 82,8 top sp.1,2

L 65 W24 Totali
H 80 top sp.4
H 81 top sp.3
H 81,6 top sp.2,4
H 82 top sp.2
H 82,8 top sp.1,2

L 90 W30 Totali
H 80 top sp.4
H 81 top sp.3
H 81,6 top sp.2,4
H 82 top sp.2
H 82,8 top sp.1,2

L 120 W42 Totali
H 80 top sp.4
H 81 top sp.3
H 81,6 top sp.2,4
H 82 top sp.2
H 82,8 top sp.1,2

TYPE C1

L 60 W21 Total
H 77 worktop th.4
H 78 worktop th.3
H 78,6 worktop th.2,4
H 79 worktop th.2
H 79,8 worktop th.1,2

L 65 W24 Total
H 77 worktop th.4
H 78 worktop th.3
H 78,6 worktop th.2,4
H 79 worktop th.2
H 79,8 worktop th.1,2

L 90 W30 Total
H 77 worktop th.4
H 78 worktop th.3
H 78,6 worktop th.2,4
H 79 worktop th.2
H 79,8 worktop th.1,2

L 120 W42 Total
H 77 worktop th.4
H 78 worktop th.3
H 78,6 worktop th.2,4
H 79 worktop th.2
H 79,8 worktop th.1,2

TYPE C2

L 60 W21 Total
H 80 worktop th.4
H 81 worktop th.3
H 81,6 worktop th.2,4
H 82 worktop th.2
H 82,8 worktop th.1,2

L 65 W24 Total
H 80 worktop th.4
H 81 worktop th.3
H 81,6 worktop th.2,4
H 82 worktop th.2
H 82,8 worktop th.1,2

L 90 W30 Total
H 80 worktop th.4
H 81 worktop th.3
H 81,6 worktop th.2,4
H 82 worktop th.2
H 82,8 worktop th.1,2

L 120 W42 Total
H 80 worktop th.4
H 81 worktop th.3
H 81,6 worktop th.2,4
H 82 worktop th.2
H 82,8 worktop th.1,2

CODICE
CODE No.

086MCL5160
086MCL5360
086MCL5560
086MCL5760
086MCL5960

086MCL5165
086MCL5365
086MCL5565
086MCL5765
086MCL5965

086MCL5190
086MCL5390
086MCL5590
086MCL5790
086MCL5990

086MCL5195
086MCL5395
086MCL5595
086MCL5795
086MCL5995

086MCL6160
086MCL6360
086MCL6560
086MCL6760
086MCL6960

086MCL6165
086MCL6365
086MCL6565
086MCL6765
086MCL6965

086MCL6190
086MCL6390
086MCL6590
086MCL6790
086MCL6990

086MCL6195
086MCL6395
086MCL6595
086MCL6795
086MCL6995

Finiture "MODULAR"

"MODULAR" finishes



Acciaio (opz.A)
Stainless Steel



Titanio (opz.T)
Titanium



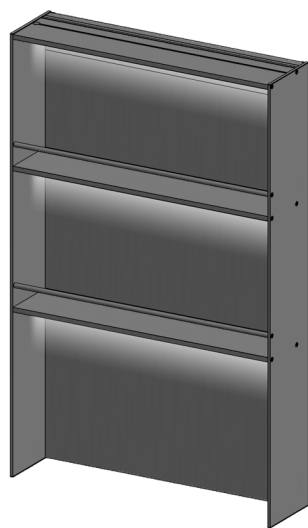
Brunito (opz.B)
Burnished

MODULAR CON SCHIENALE E LUCE DUAL COLOR

MODULAR WITH BACK PANEL AND DUAL COLOR LIGHT

**Modulo cm 60-90-120 P 15,2
in appoggio con cielo e 2 ripiani.**
N.B.: kit dual color incluso

Lean on rack element
cm 60-90-120 D 15,2
with top panel and 2 shelves.
**Note: kit dual colours
included**



SCHIENALI FENIX
FENIX BACK PANELS

SCHIENALI EFFETTO MARMO
EFFECT MARBLE BACK PANELS

SCHIENALI IMPIALLACCIATI WOOD
N.B.: non utilizzati per gli elementi da 120

WOOD VENEERED BACK PANELS
Note: not used for 120 elements

**N.B.: inserire l'alimentatore corretto in base
all'assorbimento totale dato dalla somma degli elementi
inseriti nella composizione.**
Vedi pagina 31

**Note: insert the correct power supply in the base
to the total absorption given by the sum of the elements
included in the composition.**
See page 31

TIPO D1

L 60 W21 Totali
H 89 top sp.4
H 90 top sp.3
H 90,6 top sp.2,4
H 91 top sp.2
H 91,8 top sp.1,2

L 65 W24 Totali
H 89 top sp.4
H 90 top sp.3
H 90,6 top sp.2,4
H 91 top sp.2
H 91,8 top sp.1,2

L 90 W30 Totali
H 89 top sp.4
H 90 top sp.3
H 90,6 top sp.2,4
H 91 top sp.2
H 91,8 top sp.1,2

L 120 W42 Totali
H 89 top sp.4
H 90 top sp.3
H 90,6 top sp.2,4
H 91 top sp.2
H 91,8 top sp.1,2

TIPO D2

L 60 W21 Totali
H 92 top sp.4
H 93 top sp.3
H 93,6 top sp.2,4
H 94 top sp.2
H 94,8 top sp.1,2

L 65 W24 Totali
H 92 top sp.4
H 93 top sp.3
H 93,6 top sp.2,4
H 94 top sp.2
H 94,8 top sp.1,2

L 90 W30 Totali
H 92 top sp.4
H 93 top sp.3
H 93,6 top sp.2,4
H 94 top sp.2
H 94,8 top sp.1,2

L 120 W42 Totali
H 92 top sp.4
H 93 top sp.3
H 93,6 top sp.2,4
H 94 top sp.2
H 94,8 top sp.1,2

TYPE D1

L 60 W21 Total
H 89 worktop th.4
H 90 worktop th.3
H 90,6 worktop th.2,4
H 91 worktop th.2
H 91,8 worktop th.1,2

L 65 W24 Total
H 89 worktop th.4
H 90 worktop th.3
H 90,6 worktop th.2,4
H 91 worktop th.2
H 91,8 worktop th.1,2

L 90 W30 Total
H 89 worktop th.4
H 90 worktop th.3
H 90,6 worktop th.2,4
H 91 worktop th.2
H 91,8 worktop th.1,2

L 120 W42 Total
H 89 worktop th.4
H 90 worktop th.3
H 90,6 worktop th.2,4
H 91 worktop th.2
H 91,8 worktop th.1,2

TYPE D2

L 60 W21 Total
H 92 worktop th.4
H 93 worktop th.3
H 93,6 worktop th.2,4
H 94 worktop th.2
H 94,8 worktop th.1,2

L 65 W24 Total
H 92 worktop th.4
H 93 worktop th.3
H 93,6 worktop th.2,4
H 94 worktop th.2
H 94,8 worktop th.1,2

L 90 W30 Total
H 92 worktop th.4
H 93 worktop th.3
H 93,6 worktop th.2,4
H 94 worktop th.2
H 94,8 worktop th.1,2

L 120 W42 Total
H 92 worktop th.4
H 93 worktop th.3
H 93,6 worktop th.2,4
H 94 worktop th.2
H 94,8 worktop th.1,2

CODICE
CODE No.

086MDL1160
086MDL1360
086MDL1560
086MDL1760
086MDL1960

086MDL1165
086MDL1365
086MDL1565
086MDL1765
086MDL1965

086MDL1190
086MDL1390
086MDL1590
086MDL1790
086MDL1990

086MDL1195
086MDL1395
086MDL1595
086MDL1795
086MDL1995

086MDL2160
086MDL2360
086MDL2560
086MDL2760
086MDL2960


086MDL2165
086MDL2365
086MDL2565
086MDL2765
086MDL2965

086MDL2190
086MDL2390
086MDL2590
086MDL2790
086MDL2990

086MDL2195
086MDL2395
086MDL2595
086MDL2795
086MDL2995

Finiture "MODULAR"

"MODULAR" finishes



Acciaio (opz.A)
Stainless Steel



Titanio (opz.T)
Titanium



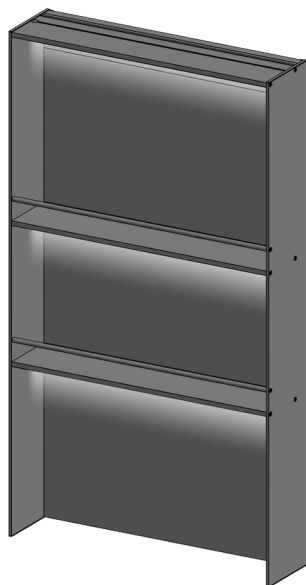
Brunito (opz.B)
Burnished

MODULAR CON SCHIENALE E LUCE DUAL COLOR

MODULAR WITH BACK PANEL AND DUAL COLOR LIGHT

**Modulo cm 60-90-120 P 15,2
in appoggio con cielo e 2 ripiani.
N.B.: kit dual color incluso**

Lean on rack element
cm 60-90-120 D 15,2
with top panel and 2 shelves.
Note: kit dual colours
included



SCHIENALI FENIX
FENIX BACK PANELS

SCHIENALI EFFETTO MARMO
EFFECT MARBLE BACK PANELS

SCHIENALI IMPIALLACCIATI WOOD
N.B.: non utilizzati per gli elementi da 120

WOOD VENEERED BACK PANELS
Note: not used for 120 elements

N.B.: inserire l'alimentatore corretto in base
all'assorbimento totale dato dalla somma degli elementi
inseriti nella composizione.
Vedi pagina 31

Note: insert the correct power supply in the base
to the total absorption given by the sum of the elements
included in the composition.
See page 31

TIPO E1

L 60 W21 Totali

H 101 top sp.4
H 102 top sp.3
H 102,6 top sp.2,4
H 103 top sp.2
H 103,8 top sp.1,2

L 65 W24 Totali

H 101 top sp.4
H 102 top sp.3
H 102,6 top sp.2,4
H 103 top sp.2
H 103,8 top sp.1,2

L 90 W30 Totali

H 101 top sp.4
H 102 top sp.3
H 102,6 top sp.2,4
H 103 top sp.2
H 103,8 top sp.1,2

L 120 W42 Totali

H 101 top sp.4
H 102 top sp.3
H 102,6 top sp.2,4
H 103 top sp.2
H 103,8 top sp.1,2

TIPO E2

L 60 W21 Totali

H 104 top sp.4
H 105 top sp.3
H 105,6 top sp.2,4
H 106 top sp.2
H 106,8 top sp.1,2

L 65 W24 Totali

H 104 top sp.4
H 105 top sp.3
H 105,6 top sp.2,4
H 106 top sp.2
H 106,8 top sp.1,2

L 90 W30 Totali

H 104 top sp.4
H 105 top sp.3
H 105,6 top sp.2,4
H 106 top sp.2
H 106,8 top sp.1,2

L 120 W42 Totali

H 104 top sp.4
H 105 top sp.3
H 105,6 top sp.2,4
H 106 top sp.2
H 106,8 top sp.1,2

TYPE E1

L 60 W21 Total

H 101 worktop th.4
H 102 worktop th.3
H 102,6 worktop th.2,4
H 103 worktop th.2
H 103,8 worktop th.1,2

L 65 W24 Total

H 101 worktop th.4
H 102 worktop th.3
H 102,6 worktop th.2,4
H 103 worktop th.2
H 103,8 worktop th.1,2

L 90 W30 Total

H 101 worktop th.4
H 102 worktop th.3
H 102,6 worktop th.2,4
H 103 worktop th.2
H 103,8 worktop th.1,2

L 120 W42 Total

H 101 worktop th.4
H 102 worktop th.3
H 102,6 worktop th.2,4
H 103 worktop th.2
H 103,8 worktop th.1,2

TYPE E2

L 60 W21 Total

H 104 worktop th.4
H 105 worktop th.3
H 105,6 worktop th.2,4
H 106 worktop th.2
H 106,8 worktop th.1,2

L 65 W24 Total

H 104 worktop th.4
H 105 worktop th.3
H 105,6 worktop th.2,4
H 106 worktop th.2
H 106,8 worktop th.1,2

L 90 W30 Total

H 104 worktop th.4
H 105 worktop th.3
H 105,6 worktop th.2,4
H 106 worktop th.2
H 106,8 worktop th.1,2

L 120 W42 Total

H 104 worktop th.4
H 105 worktop th.3
H 105,6 worktop th.2,4
H 106 worktop th.2
H 106,8 worktop th.1,2

**CODICE
CODE No.**

086MDL3160
086MDL3360
086MDL3560
086MDL3760
086MDL3960

086MDL3165
086MDL3365
086MDL3565
086MDL3765
086MDL3965

086MDL3190
086MDL3390
086MDL3590
086MDL3790
086MDL3990

086MDL3195
086MDL3395
086MDL3595
086MDL3795
086MDL3995

086MDL4160
086MDL4360
086MDL4560
086MDL4760
086MDL4960

086MDL4165
086MDL4365
086MDL4565
086MDL4765
086MDL4965

086MDL4190
086MDL4390
086MDL4590
086MDL4790
086MDL4990

086MDL4195
086MDL4395
086MDL4595
086MDL4795
086MDL4995

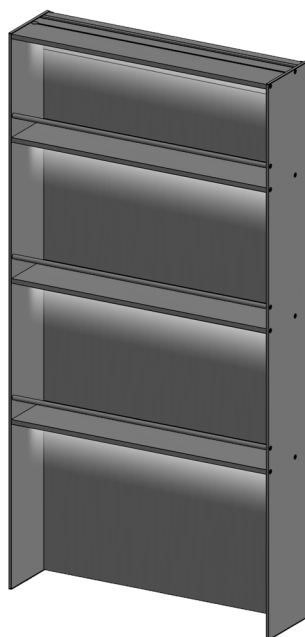


MODULAR CON SCHIENALE E LUCE DUAL COLOR

MODULAR WITH BACK PANEL AND DUAL COLOR LIGHT

**Modulo cm 60-90 P 15,2
in appoggio con cielo e 3 ripiani.
N.B.: kit dual color incluso**

Lean on rack element
cm 60-90 D 15,2
with top panel and 3 shelves.
Note: kit dual colours
included



TIPO F1

L 60 W28 Totali
H 125 top sp.4
H 126 top sp.3
H 126,6 top sp.2,4
H 127 top sp.2
H 127,8 top sp.1,2

L 65 W32 Totali
H 125 top sp.4
H 126 top sp.3
H 126,6 top sp.2,4
H 127 top sp.2
H 127,8 top sp.1,2

L 90 W40 Totali
H 125 top sp.4
H 126 top sp.3
H 126,6 top sp.2,4
H 127 top sp.2
H 127,8 top sp.1,2

TYPE F1

L 60 W28 Total
H 125 worktop th.4
H 126 worktop th.3
H 126,6 worktop th.2,4
H 127 worktop th.2
H 127,8 worktop th.1,2

L 65 W32 Total
H 125 worktop th.4
H 126 worktop th.3
H 126,6 worktop th.2,4
H 127 worktop th.2
H 127,8 worktop th.1,2

L 90 W40 Total
H 125 worktop th.4
H 126 worktop th.3
H 126,6 worktop th.2,4
H 127 worktop th.2
H 127,8 worktop th.1,2

CODICE
CODE No.

086MCL7160
086MCL7360
086MCL7560
086MCL7760
086MCL7960

086MCL7165
086MCL7365
086MCL7565
086MCL7765
086MCL7965

086MCL7190
086MCL7390
086MCL7590
086MCL7790
086MCL7990

SCHIENALI FENIX
FENIX BACK PANELS

SCHIENALI EFFETTO MARMO
EFFECT MARBLE BACK PANELS

SCHIENALI IMPIALLACCIATI WOOD
WOOD VENEERED BACK PANELS

N.B.: inserire l'alimentatore corretto in base
all'assorbimento totale dato dalla somma degli elementi
inseriti nella composizione.
Vedi pagina 31

Note: insert the correct power supply in the base
to the total absorption given by the sum of the elements
included in the composition.
See page 31

TIPO F2

L 60 W28 Totali
H 128 top sp.4
H 129 top sp.3
H 129,6 top sp.2,4
H 130 top sp.2
H 130,8 top sp.1,2

L 65 W32 Totali
H 128 top sp.4
H 129 top sp.3
H 129,6 top sp.2,4
H 130 top sp.2
H 130,8 top sp.1,2

L 90 W40 Totali
H 128 top sp.4
H 129 top sp.3
H 129,6 top sp.2,4
H 130 top sp.2
H 130,8 top sp.1,2

TYPE F2

L 60 W28 Total
H 128 worktop th.4
H 129 worktop th.3
H 129,6 worktop th.2,4
H 130 worktop th.2
H 130,8 worktop th.1,2

L 65 W32 Total
H 128 worktop th.4
H 129 worktop th.3
H 129,6 worktop th.2,4
H 130 worktop th.2
H 130,8 worktop th.1,2

L 90 W40 Total
H 128 worktop th.4
H 129 worktop th.3
H 129,6 worktop th.2,4
H 130 worktop th.2
H 130,8 worktop th.1,2

086MCL8160
086MCL8360
086MCL8560
086MCL8760
086MCL8960

086MCL8165
086MCL8365
086MCL8565
086MCL8765
086MCL8965

086MCL8190
086MCL8390
086MCL8590
086MCL8790
086MCL8990

Finiture "MODULAR"

"MODULAR" finishes



Acciaio (opz.A)
Stainless Steel



Titanio (opz.T)
Titanium



Brunito (opz.B)
Burnished

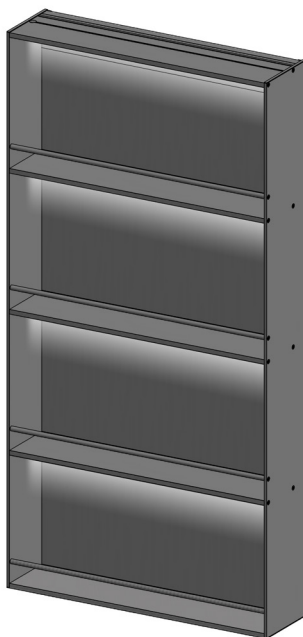
MODULAR CON SCHIENALE E LUCE DUAL COLOR

MODULAR WITH BACK PANEL AND DUAL COLOR LIGHT

Modulo H 132 P 15,2
sospeso con cielo e 4 ripiani.
N.B.: kit dual color incluso

Hanging rack element
 H 132 D 15,2
 with top panel and 4 shelves.
 Note: kit dual colours
 included

CODICE
CODE No.



SCHIENALI FENIX
 FENIX BACK PANELS

SCHIENALI EFFETTO MARMO
 EFFECT MARBLE BACK PANELS

SCHIENALI IMPIALLACCIATI WOOD
 WOOD VENEERED BACK PANELS

N.B.: inserire l'alimentatore corretto in base
 all'assorbimento totale dato dalla somma degli elementi
 inseriti nella composizione.
 Vedi pagina 31

Note: insert the correct power supply in the base
 to the total absorption given by the sum of the elements
 included in the composition.
 See page 31


L 60 W28 Totali
L 90 W40 Totali

W 60 W28 Total
 W 90 W40 Total

086MDL9060
086MDL9090

Finiture "MODULAR"

"MODULAR" finishes



Acciaio (opz.A)
 Stainless Steel



Titanio (opz.T)
 Titanium



Brunito (opz.B)
 Burnished

DIMMER CON RADIOCOMANDO 4 ZONE

DIMMER WITH WIRELESS 4-ZONE CONTROL



RICEVITORE DIMMER

Dimensioni 145 x 46,5 x 16 mm

Questo ricevitore 24Vdc deve essere collegato al trasformatore e comanda fino a 6 barre LED fino a max 180 Watt di assorbimento. Fare riferimento ai Watt dei LED indicati in tabella.

DIMMER RECEIVER

Dimensions 145 x 46,5 x 16 mm

This 24Vdc device has to be connected to the power supply and can control up to 6 LED lights for a max power consumption of 180 Watt. Please refer to the Watt of each LED light in the table.

▼ **CODICE**
ITEM CODE

08616077

PREZZO
UNIT PRICE

70

CODICE
ITEM CODE

08616077UL

PREZZO
UNIT PRICE

77

RADIOCOMANDO WIRELESS 4-ZONE (da abbinare a ricevitore dimmer)

Dimensioni 137 x 39 x 11 mm

Con questo radiocomando si possono comandare fino a 4 ricevitori insieme o in modo separato per creare 4 zone di illuminazione. Consente di accendere, spegnere e regolare la luminosità di ogni zona singolarmente o in una unica soluzione.

WIRELESS 4-ZONE CONTROL (to be paired to dimmer receiver)

Dimensions 137 x 39 x 11 mm

This wireless radiocontrol can be paired to max 4 dimmer receivers, thus creating 4 lighting areas. It allows to turn on, off and adjust the light intensity of each area distinctly or all together.

CODICE
ITEM CODE

08616183

ALIMENTATORI POWER SUPPLIES

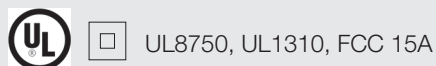


CODICE
ITEM CODE

DESCRIZIONE
DESCRIPTION

08616190A	TRASFORMATORE 220-24V 20W 3 USCITE
08616191	TRASFORMATORE 220-24V 30W 6 USCITE
08616192A	TRASFORMATORE 220-24V 50W 6 USCITE
08616195	TRASFORMATORE 220-24V 75W 6 USCITE
08616201	TRASFORMATORE 220-24V 100W 6 USCITE
08616202	TRASFORMATORE 220-24V 150W 6 USCITE

ALIMENTATORI POWER SUPPLIES



U.S. and CANADA



CODICE
ITEM CODE

DESCRIZIONE
DESCRIPTION

08616198	TRASFORMATORE 110-24V 30W 6 USCITE
08616200	TRASFORMATORE 110-24V 75W 6 USCITE


MODULAR ACCESSORI

ACCESSORIES MODULAR

Reggi tablet

Tablet holder

CODICE
CODE No.



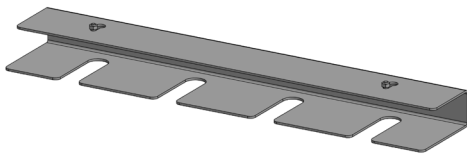
L 14 P 10,7 H 16,3

W 14 D 10,7 H 16,3

086M02

Porta calici da 4

Stem rack (for 4 pcs)



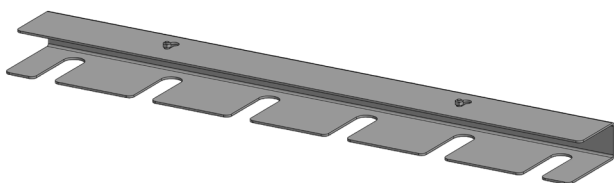
L 43 P 8 H 3,5

W 43 D 8 H 3,5

086M03

Porta calici da 6

Stem rack (for 6 pcs)



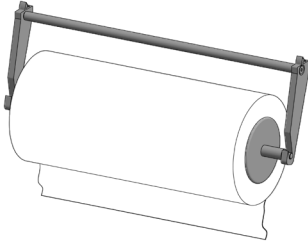

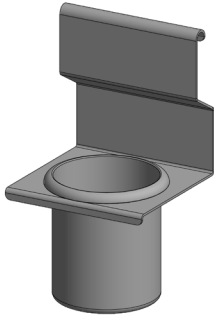
L 58 P 8 H 3,5

W 58 D 8 H 3,5

086M04

MODULAR ACCESSORI

ACCESSORIES MODULAR

	<p>Porta rotolo</p> <p>Roll holder</p> <p>L 24 P 9 H 9,5</p> <p>W 24 D 9 H 9,5</p>	<p>CODICE <i>CODE No.</i></p> <p>086M05</p>	
	<p>Porta capsule caffè</p> <p>Coffee pod holder</p> <p>L 22 P 3,1 H 19,5</p> <p>W 22 D 3,1 H 19,5</p>	<p>086M06</p>	
	<p>Porta contenitore alluminio/inox</p> <p>Alluminium/stainless steel can holder</p> <p>L 14 P 12,9 H 25</p> <p>W 14 D 12,9 H 25</p>	<p>086M07</p>	

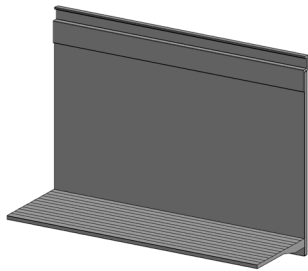
MODULAR ACCESSORI

ACCESSORIES MODULAR

**Mensola
vetro/alluminio**

Glass/Aluminium shelf

**CODICE
CODE No.**



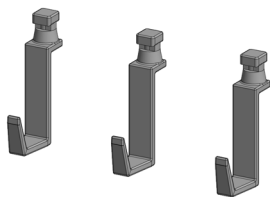
L 27 P 10,6 H 20,2

W 27 D 10,6 H 20,2

086M08

Set ganci

Hooks kit



086M01

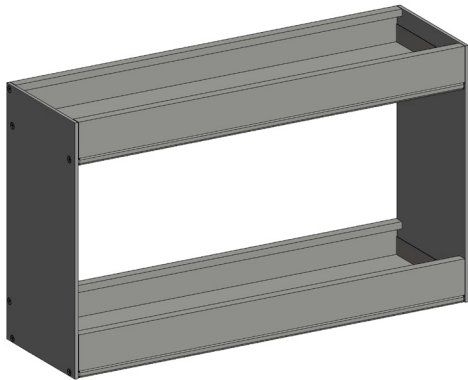
MODULAR ISOLA

MODULAR ISLAND

Modulo isola

Island hanging rack element

CODICE
CODE No.



N.B.: vaschette non incluse
Note: bowls not included

L 60 P 18 H 36
L 90 P 18 H 36

W 60 D 18 H 36
W 90 D 18 H 36

08653000
08653005



Finiture "MODULAR"

"MODULAR" finishes



Acciaio (opz.A)
Stainless Steel

Titanio (opz.T)
Titanium

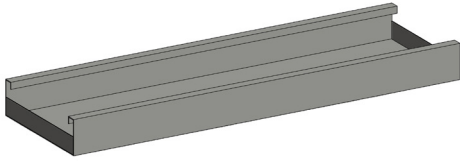
Brunito (opz.B)
Burnished

MODULAR ACCESSORI

ACCESSORIES MODULAR

Vaschetta

Bowl



Finiture

Finishes



Acciaio (opz.A)
Stainless Steel

Titanio (opz.T)
Titanium

Brunito (opz.B)
Burnished



Rame (opz.R)
Copper

Grafite (opz.P)
Graphite

Bronzo Anticato (opz.Z)
Antique Bronze

L 58,9 P 18 H 5
W 58,9 D 18 H 5

Acciaio Stainless Steel
Titanio Titanium
Brunito Burnished
Rame Copper
Grafite Graphite
Bronzo Anticato Antique Bronze

08653015A
08653015T
08653015B
08653015R
08653015P
08653015Z

L 88,9 P 18 H 5
W 88,9 D 18 H 5

Acciaio Stainless Steel
Titanio Titanium
Brunito Burnished
Rame Copper
Grafite Graphite
Bronzo Anticato Antique Bronze

08653020A
08653020T
08653020B
08653020R
08653020P
08653020Z