

CUCINE  
**LUBE**

GRUPPO LUBE

**CREO**  
KITCHENS

# Boiserie Cover




# SCHEMA BOISERIE COVER

## COVER DIAGRAM BOISERIE

### BOISERIE REGOLABILE PER TOP SPESSORE DA 0,4 A 4 cm

adjustable boiserie for thickness tops from 0,4 a 4 cm



**N.B.: PER SPECIFICHE ALTEZZE VEDI SCHEMI INTERNI BOISERIE IN APPOGGIO**

Note: for heights specifications see internal diagrams on supported boiserie

# BOISERIE COVER IN APPOGGIO

COVER BOISERIE ON SUPPORT

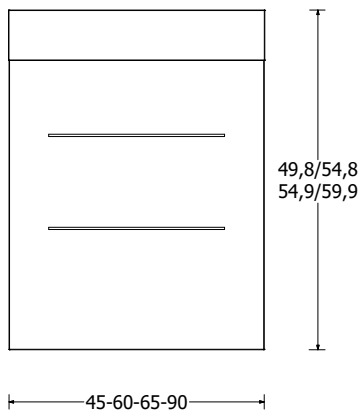
**Modulo cm 45-60-65-90 P 1,8  
per pensile H 72**

**N.B.: disponibilità kit  
ferramenta per bloccaggio  
pannello telescopico  
vedi pag.30**

Rack element  
cm 45-60-65-90 D 1,8  
for wall unit H 72

Note: availability of hardware  
kit for locking telescopic  
panel see page 30

**CODICE  
CODE No.**



**FIANCO H 72/H 84**

L 45 da 54,9 a 59,9  
L 60 da 54,9 a 59,9  
L 65 da 54,9 a 59,9  
L 90 da 54,9 a 59,9

**SIDE H 72/H 84**

W 45 from 54.9 to 59.9  
W 60 from 54.9 to 59.9  
W 65 from 54.9 to 59.9  
W 90 from 54.9 to 59.9

**086SH45055  
086SH60055  
086SH65055  
086SH90055**

**FIANCO H 75**

**per altezza top maggiore e uguale a 24 mm**

L 45 da 49,8 a 54,8  
L 60 da 49,8 a 54,8  
L 65 da 49,8 a 54,8  
L 90 da 49,8 a 54,8

**SIDE H 75**

**for greater top height and equal to 24 mm**

W 45 from 49,8 to 54,8  
W 60 from 49,8 to 54,8  
W 65 from 49,8 to 54,8  
W 90 from 49,8 to 54,8

**086SH45045  
086SH60045  
086SH65045  
086SH90045**

**per altezza top minore a 24 mm**

L 45 da 54,9 a 59,9  
L 60 da 54,9 a 59,9  
L 65 da 54,9 a 59,9  
L 90 da 54,9 a 59,9

**for lesser top height to 24 mm**

W 45 from 54.9 to 59.9  
W 60 from 54.9 to 59.9  
W 65 from 54.9 to 59.9  
W 90 from 54.9 to 59.9

**086SH45055  
086SH60055  
086SH65055  
086SH90055**

## Finiture "BOISERIE"

"BOISERIE" finishes



**Desert (opz.D)**

Desert

**N.B.: riferimento immagine  
(opz.8941) UV**

Note: reference immagine  
(opt.8941) UV



**Stone Grey (opz.G)**

Grey Stone

**N.B.: riferimento immagine  
melaminico (opz.9650)**

Note: reference immagine  
melamine (opt.9650)



**Silver Dark (opz.S)**

Dark Silver

# BOISERIE COVER IN APPOGGIO

COVER BOISERIE ON SUPPORT

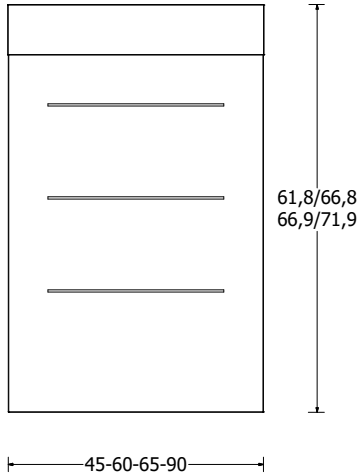
**Modulo cm 45-60-65-90 P 1,8  
per pensile H 60**

**N.B.: disponibilità kit  
ferramenta per bloccaggio  
pannello telescopico  
vedi pag.30**

Rack element  
cm 45-60-65-90 D 1,8  
for wall unit H 60

Note: availability of hardware  
kit for locking telescopic  
panel see page 30

**CODICE  
CODE No.**



**FIANCO H 72/H 84**

L 45 da 66,9 a 71,9  
L 60 da 66,9 a 71,9  
L 65 da 66,9 a 71,9  
L 90 da 66,9 a 71,9

**SIDE H 72/H 84**

W 45 from 66.9 to 71.9  
W 60 from 66.9 to 71.9  
W 65 from 66.9 to 71.9  
W 90 from 66.9 to 71.9

**086SH45067  
086SH60067  
086SH65067  
086SH90067**

**FIANCO H 75**

**per altezza top maggiore e uguale a 24 mm**

L 45 da 61,8 a 66,8  
L 60 da 61,8 a 66,8  
L 65 da 61,8 a 66,8  
L 90 da 61,8 a 66,8

**SIDE H 75**

**for greater top height and equal to 24 mm**

W 45 from 61,8 to 66,8  
W 60 from 61,8 to 66,8  
W 65 from 61,8 to 66,8  
W 90 from 61,8 to 66,8

**086SH45066  
086SH60066  
086SH65066  
086SH90066**

**per altezza top minore a 24 mm**

L 45 da 66,9 a 71,9  
L 60 da 66,9 a 71,9  
L 65 da 66,9 a 71,9  
L 90 da 66,9 a 71,9

**for lesser top height to 24 mm**

W 45 from 66.9 to 71.9  
W 60 from 66.9 to 71.9  
W 65 from 66.9 to 71.9  
W 90 from 66.9 to 71.9

**086SH45067  
086SH60067  
086SH65067  
086SH90067**

## Finiture "BOISERIE"

"BOISERIE" finishes



**Desert (opz.D)**

Desert

**N.B.: riferimento immagine  
(opz.8941) UV**

Note: reference immagine  
(opt.8941) UV




**Stone Grey (opz.G)**

Grey Stone

**N.B.: riferimento immagine  
melaminico (opz.9650)**

Note: reference immagine  
melamine (opt.9650)



**Silver Dark (opz.S)**

Dark Silver

# BOISERIE COVER IN APPOGGIO

COVER BOISERIE ON SUPPORT

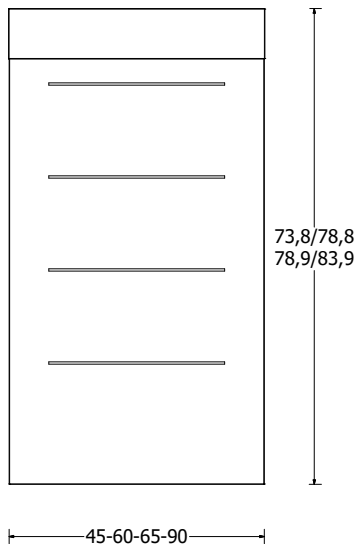
**Modulo cm 45-60-65-90 P 1,8  
per pensile H 48**

**N.B.: disponibilità kit  
ferramenta per bloccaggio  
pannello telescopico  
vedi pag.30**

Rack element  
cm 45-60-65-90 D 1,8  
for wall unit H 48

Note: availability of hardware  
kit for locking telescopic  
panel see page 30

**CODICE  
CODE No.**



**FIANCO H 72/H 84**

L 45 da 78,9 a 83,9  
L 60 da 78,9 a 83,9  
L 65 da 78,9 a 83,9  
L 90 da 78,9 a 83,9

**SIDE H 72/H 84**

W 45 from 78.9 to 83.9  
W 60 from 78.9 to 83.9  
W 65 from 78.9 to 83.9  
W 90 from 78.9 to 83.9

**086SH45079  
086SH60079  
086SH65079  
086SH90079**

**FIANCO H 75**

**per altezza top maggiore e uguale a 24 mm**

L 45 da 73,8 a 78,8  
L 60 da 73,8 a 78,8  
L 65 da 73,8 a 78,8  
L 90 da 73,8 a 78,8

**SIDE H 75**

**for greater top height and equal to 24 mm**

W 45 from 73,8 to 78,8  
W 60 from 73,8 to 78,8  
W 65 from 73,8 to 78,8  
W 90 from 73,8 to 78,8

**086SH45077  
086SH60077  
086SH65077  
086SH90077**

**per altezza top minore a 24 mm**

L 45 da 78,9 a 83,9  
L 60 da 78,9 a 83,9  
L 65 da 78,9 a 83,9  
L 90 da 78,9 a 83,9


**for lesser top height to 24 mm**

W 45 from 78.9 to 83.9  
W 60 from 78.9 to 83.9  
W 65 from 78.9 to 83.9  
W 90 from 78.9 to 83.9

**086SH45079  
086SH60079  
086SH65079  
086SH90079**

## Finiture "BOISERIE"

"BOISERIE" finishes




**Desert (opz.D)**

Desert

**N.B.: riferimento immagine  
(opz.8941) UV**

Note: reference immagine  
(opt.8941) UV




**Stone Grey (opz.G)**

Grey Stone

**N.B.: riferimento immagine  
melaminico (opz.9650)**

Note: reference immagine  
melamine (opt.9650)



**Silver Dark (opz.S)**

Dark Silver

# BOISERIE COVER IN APPOGGIO

COVER BOISERIE ON SUPPORT

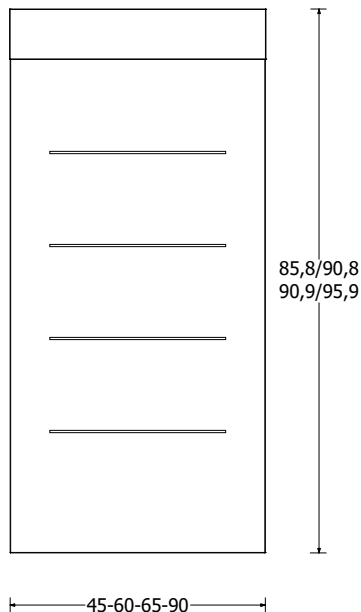
**Modulo cm 45-60-65-90 P 1,8  
per pensile H 36**

**N.B.: disponibilità kit  
ferramenta per bloccaggio  
pannello telescopico  
vedi pag.30**

Rack element  
cm 45-60-65-90 D 1,8  
for wall unit H 36

Note: availability of hardware  
kit for locking telescopic  
panel see page 30


**CODICE  
CODE No.**



<b>FIANCO H 72/H 84</b> L 45 da 90,9 a 95,9 L 60 da 90,9 a 95,9 L 65 da 90,9 a 95,9 L 90 da 90,9 a 95,9	<b>SIDE H 72/H 84</b> W 45 from 90.9 to 95.9 W 60 from 90.9 to 95.9 W 65 from 90.9 to 95.9 W 90 from 90.9 to 95.9	<b>086SH45091</b> <b>086SH60091</b> <b>086SH65091</b> <b>086SH90091</b>
<b>FIANCO H 75</b> <b>per altezza top maggiore e uguale a 24 mm</b> L 45 da 85,8 a 90,8 L 60 da 85,8 a 90,8 L 65 da 85,8 a 90,8 L 90 da 85,8 a 90,8	<b>SIDE H 75</b> <b>for greater top height and equal to 24 mm</b> W 45 from 85,8 to 90,8 W 60 from 85,8 to 90,8 W 65 from 85,8 to 90,8 W 90 from 85,8 to 90,8	<b>086SH45089</b> <b>086SH60089</b> <b>086SH65089</b> <b>086SH90089</b>
<b>per altezza top minore a 24 mm</b> L 45 da 90,9 a 95,9 L 60 da 90,9 a 95,9 L 65 da 90,9 a 95,9 L 90 da 90,9 a 95,9	<b>for lesser top height to 24 mm</b> W 45 from 90.9 to 95.9 W 60 from 90.9 to 95.9 W 65 from 90.9 to 95.9 W 90 from 90.9 to 95.9	<b>086SH45091</b> <b>086SH60091</b> <b>086SH65091</b> <b>086SH90091</b>

## Finiture "BOISERIE"

"BOISERIE" finishes




**Desert (opz.D)**

Desert

**N.B.: riferimento immagine  
(opz.8941) UV**

Note: reference immagine  
(opt.8941) UV




**Stone Grey (opz.G)**

Grey Stone

**N.B.: riferimento immagine  
melaminico (opz.9650)**

Note: reference immagine  
melamine (opt.9650)



**Silver Dark (opz.S)**

Dark Silver

# BOISERIE COVER IN APPOGGIO

COVER BOISERIE ON SUPPORT


Modulo cm 45-60-65-90 P 1,8

Rack element  
cm 45-60-65-90 D 1,8

**CODICE**  
*CODE No.*

**N.B.: se utilizzato senza  
sopracolonna disponibilità  
kit ferramenta per bloccaggio  
pannello telescopico  
vedi pag.30**

Note: if used without column  
availability of hardware  
kit for locking telescopic  
panel see page 30



**FIANCO H 72/H 84**

L 45 da 126,9 a 131,9  
L 60 da 126,9 a 131,9  
L 65 da 126,9 a 131,9  
L 90 da 126,9 a 131,9

**SIDE H 72/H 84**

W 45 from 126.9 to 131.9  
W 60 from 126.9 to 131.9  
W 65 from 126.9 to 131.9  
W 90 from 126.9 to 131.9

**086SH45123**  
**086SH60123**  
**086SH65123**  
**086SH90123**

**FIANCO H 75**

**per altezza top maggiore e uguale a 24 mm**

L 45 da 121,8 a 126,8  
L 60 da 121,8 a 126,8  
L 65 da 121,8 a 126,8  
L 90 da 121,8 a 126,8

for greater top height and equal to 24 mm

W 45 from 121,8 to 126,8  
W 60 from 121,8 to 126,8  
W 65 from 121,8 to 126,8  
W 90 from 121,8 to 126,8

**086SH45122**  
**086SH60122**  
**086SH65122**  
**086SH90122**

**per altezza top minore a 24 mm**

L 45 da 126,9 a 131,9  
L 60 da 126,9 a 131,9  
L 65 da 126,9 a 131,9  
L 90 da 126,9 a 131,9

for lesser top height to 24 mm

W 45 from 126.9 to 131.9  
W 60 from 126.9 to 131.9  
W 65 from 126.9 to 131.9  
W 90 from 126.9 to 131.9

**086SH45123**  
**086SH60123**  
**086SH65123**  
**086SH90123**

## Finiture "BOISERIE"

"BOISERIE" finishes



**Desert (opz.D)**

Desert

**N.B.: riferimento immagine  
(opz.8941) UV**

Note: reference immagine  
(opt.8941) UV



**Stone Grey (opz.G)**

Grey Stone

**N.B.: riferimento immagine  
melaminico (opz.9650)**

Note: reference immagine  
melamine (opt.9650)



**Silver Dark (opz.S)**

Dark Silver


# BOISERIE COVER SOSPESA

COVER BOISERIE HANGING

Modulo cm 60  
P 1,8 H 114

Rack element cm 60  
D 1,8 H 114

**CODICE**  
*CODE No.*




H 114  
L 60

H 114  
W 60

**086SHS6011**

## Finiture "BOISERIE"

"BOISERIE" finishes




**Desert (opz.D)**

Desert

**N.B.: riferimento immagine (opz.8941) UV**

Note: reference immagine (opt.8941) UV



**Stone Grey (opz.G)**

Grey Stone

**N.B.: riferimento immagine melaminico (opz.9650)**

Note: reference immagine melamine (opt.9650)



**Silver Dark (opz.S)**

Dark Silver




# BOISERIE COVER SOSPESA

COVER BOISERIE HANGING

Modulo cm 60 P 1,8  
per colonna

Rack element  
cm 60 D 1,8 for column

**CODICE**  
*CODE No.*



**FIANCO H 204**  
L 60

SIDE H 204  
W 60

**086SHL6020**

**FIANCO H 216**  
L 60

SIDE H 216  
W 60

**086SHL6021**

## Finiture "BOISERIE"

"BOISERIE" finishes




**Desert (opz.D)**

Desert

**N.B.: riferimento immagine (opz.8941) UV**

Note: reference immagine (opt.8941) UV




**Stone Grey (opz.G)**

Grey Stone

**N.B.: riferimento immagine melaminico (opz.9650)**

Note: reference immagine melamine (opt.9650)



**Silver Dark (opz.S)**

Dark Silver

# TERMINALI COVER

## COVER END UNITS


**Terminale isola/penisola H 72  
zoccolo H 13**

End unit  
island/peninsula H 72  
plinth H 13

**CODICE**  
*CODE No.*

**N.B.: possibilità di inserimento  
luce sul cielo, per alimentatore  
vedi listino luci L&S**

Note: possibility  
to insert light on  
top, for the power  
supply see L&S light  
pricelist



**N.B.: Schienale non rifinito, non progettare a sbalzo  
rispetto alle basi**

Unfinished back panel, do not design cantilever  
than the base unit


L 16,8 H 72 P 62,3  
Luce 7,8W

W 16,8 H 72 D 62,3  
Light 7,8W

**086SHF56**  
**08618325**

## Finiture "BOISERIE"

"BOISERIE" finishes




**Desert (opz.D)**

Desert

**N.B.: riferimento immagine  
(opz.8941) UV**

Note: reference immagine  
(opt.8941) UV



**Stone Grey (opz.G)**

Grey Stone

**N.B.: riferimento immagine  
melaminico (opz.9650)**

Note: reference immagine  
melamine (opt.9650)



**Silver Dark (opz.S)**

Dark Silver

# TERMINALI COVER


## COVER END UNITS

**Terminale isola/penisola H 75** End unit island/peninsula H 75 plinth H 13  
**zoccolo H 13**

**N.B.: possibilità di inserimento luce sul cielo, per alimentatore vedi listino luci L&S**

Note: possibility to insert light on top, for the power supply see L&S light pricelist

**CODICE**  
*CODE No.*



**N.B.: Schienale non rifinito, non progettare a sbalzo rispetto alle basi**

Unfinished back panel, do not design cantilever than the base unit


L 16,8 H 75 P 62,3  
Luce 7,8W

W 16,8 H 75 D 62,3  
Light 7,8W

**086SHF58**  
**08618325**

## Finiture "BOISERIE"

"BOISERIE" finishes



**Desert (opz.D)**

Desert

**N.B.: riferimento immagine (opz.8941) UV**

Note: reference immagine (opt.8941) UV




**Stone Grey (opz.G)**

Grey Stone

**N.B.: riferimento immagine melaminico (opz.9650)**

Note: reference immagine melamine (opt.9650)



**Silver Dark (opz.S)**

Dark Silver

# TERMINALI COVER

## COVER END UNITS

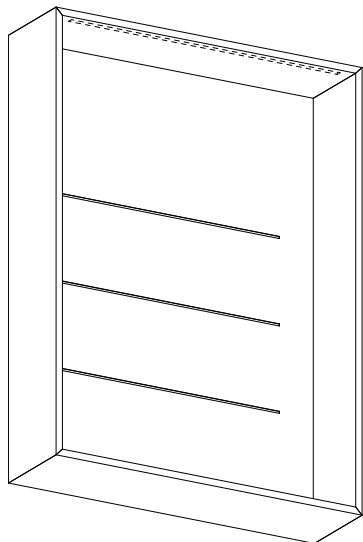
**Terminale isola/penisola H 84  
zoccolo H 6**

End unit island/peninsula H 84 plinth H 6

**N.B.: possibilità di inserimento  
luce sul cielo, per alimentatore  
vedi listino luci L&S**

Note: possibility to insert light on top, for the  
power supply see L&S light pricelist

**CODICE**  
*CODE No.*



**N.B.: Schienale non rifinito, non progettare a sbalzo  
rispetto alle basi**

Unfinished back panel, do not design cantilever  
than the base unit


L 16,8 H 84 P 62,3  
Luce 7,8W

W 16,8 H 84 D 62,3  
Light 7,8W

**086SHF66**  
**08618325**

## Finiture "BOISERIE"

"BOISERIE" finishes




**Desert (opz.D)**

Desert

**N.B.: riferimento immagine  
(opz.8941) UV**

Note: reference immagine  
(opt.8941) UV



**Stone Grey (opz.G)**

Grey Stone

**N.B.: riferimento immagine  
melaminico (opz.9650)**

Note: reference immagine  
melamine (opt.9650)



**Silver Dark (opz.S)**

Dark Silver

# TERMINALI COVER

## COVER END UNITS

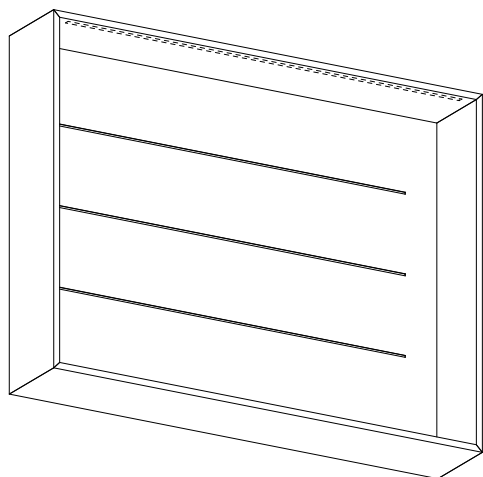
**Terminale isola H 72  
zoccolo H 13**

End unit island H 72  
plinth H 13

**CODICE**  
*CODE No.*

**N.B.: possibilità di inserimento  
luce sul cielo, per alimentatore  
vedi listino luci L&S**

Note: possibility  
to insert light on  
top, for the power  
supply see L&S light  
pricelist



**N.B.: Schienale non rifinito, non progettare a sbalzo  
rispetto alle basi**

Unfinished back panel, do not design cantilever  
than the base unit


L 16,8 H 72 P 93,5  
Luce 11,8W

W 16,8 H 72 D 93,5  
Light 11,8W

**086SHF57**  
**08618326**

## Finiture "BOISERIE"

"BOISERIE" finishes




**Desert (opz.D)**

Desert

**N.B.: riferimento immagine  
(opz.8941) UV**

Note: reference immagine  
(opt.8941) UV




**Stone Grey (opz.G)**

Grey Stone

**N.B.: riferimento immagine  
melaminico (opz.9650)**

Note: reference immagine  
melamine (opt.9650)



**Silver Dark (opz.S)**

Dark Silver

# TERMINALI COVER

## COVER END UNITS

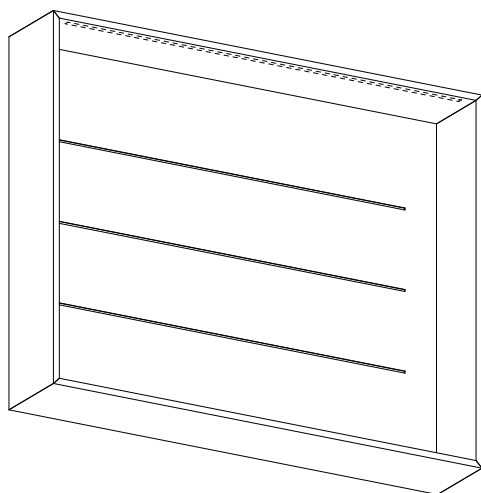
**Terminale isola H 75  
zoccolo H 13**

End unit island H 75 plinth H 13

**N.B.: possibilità di inserimento  
luce sul cielo, per alimentatore  
vedi listino luci L&S**

Note: possibility to insert light on top,  
for the power supply see L&S light  
pricelist

**CODICE**  
**CODE No.**



**N.B.: Schienale non rifinito, non progettare a sbalzo  
rispetto alle basi**

Unfinished back panel, do not design cantilever  
than the base unit


L 16,8 H 75 P 93,5  
Luce 11,8W

W 16,8 H 75 D 93,5  
Light 11,8W

**086SHF59**  
**08618326**

## Finiture "BOISERIE"

"BOISERIE" finishes




**Desert (opz.D)**

Desert

**N.B.: riferimento immagine  
(opz.8941) UV**

Note: reference immagine  
(opt.8941) UV




**Stone Grey (opz.G)**

Grey Stone

**N.B.: riferimento immagine  
melaminico (opz.9650)**

Note: reference immagine  
melamine (opt.9650)



**Silver Dark (opz.S)**

Dark Silver

# TERMINALI COVER

## COVER END UNITS

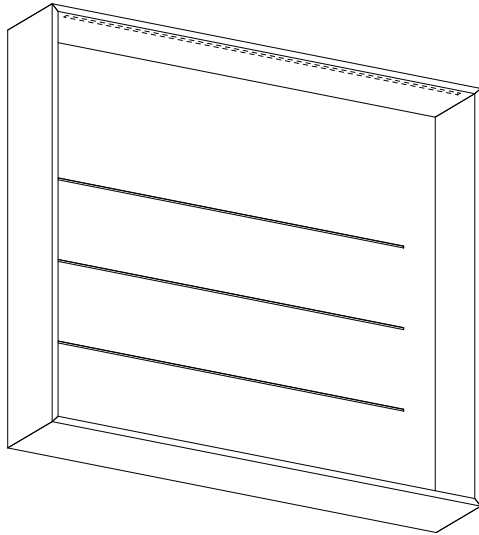
**Terminale isola H 84  
zoccolo H 6**

End unit island H 84 plinth H 6

**N.B.: possibilità di inserimento  
luce sul cielo, per alimentatore  
vedi listino luci L&S**

Note: possibility to insert light on top, for the  
power supply see L&S light pricelist

**CODICE  
CODE No.**



**N.B.: Schienale non rifinito, non progettare a sbalzo  
rispetto alle basi**

Unfinished back panel, do not design cantilever  
than the base unit


L 16,8 H 84 P 93,5  
Luce 11,8W

W 16,8 H 84 D 93,5  
Light 11,8W

**086SHF67  
08618326**

## Finiture "BOISERIE"

"BOISERIE" finishes




**Desert (opz.D)**

Desert

**N.B.: riferimento immagine  
(opt.8941) UV**

Note: reference immagine  
(opt.8941) UV



**Stone Grey (opz.G)**

Grey Stone

**N.B.: riferimento immagine  
melaminico (opt.9650)**

Note: reference immagine  
melamine (opt.9650)



**Silver Dark (opz.S)**

Dark Silver

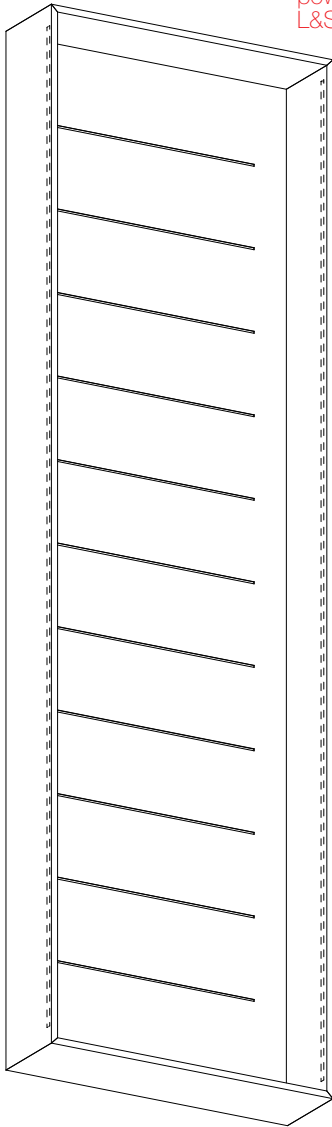
# TERMINALI COVER

## COVER END UNITS

**Terminale cover con boiserie per colonna H 204**  
**N.B.: possibilità di inserimento luci sui fianchi, per alimentatore vedi listino luci L&S**

Cover end unit with boiserie for tall cabinet H 204  
 Note: possibility to insert lights on side panels, for the power supply see L&S light pricelist

**CODICE**  
**CODE No.**



L 16,8 H 204 P 60 DX  
 L 16,8 H 204 P 60 SX  
 Luce nr.2 54W

W 16,8 H 204 D 60 DX  
 W 16,8 H 204 D 60 SX  
 Light nr.2 54W

**086SHF201**  
**086SHF202**  
**08618327**

## Finiture "BOISERIE"

"BOISERIE" finishes



**Desert (opz.D)**

Desert

**N.B.: riferimento immagine (opz.8941) UV**

Note: reference immagine (opt.8941) UV




**Stone Grey (opz.G)**

Grey Stone

**N.B.: riferimento immagine melaminico (opz.9650)**

Note: reference immagine melamine (opt.9650)



**Silver Dark (opz.S)**

Dark Silver



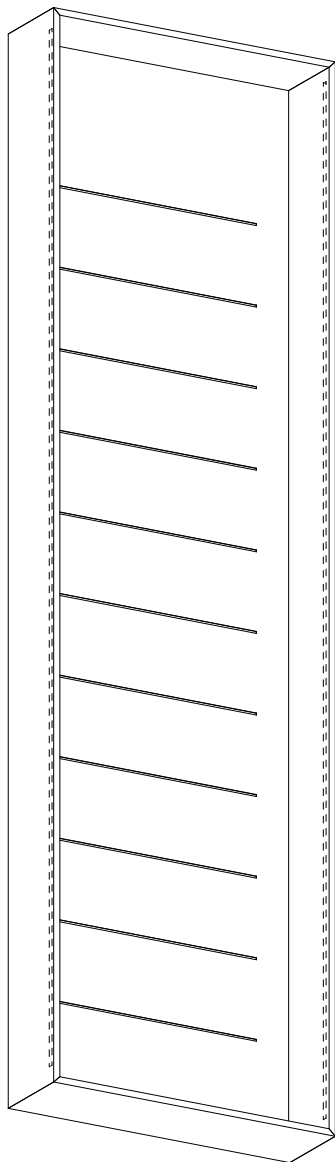
# TERMINALI COVER

## COVER END UNITS

**Terminale cover con boiserie per colonna H 216**  
**N.B.: possibilità di inserimento luci sui fianchi, per alimentatore vedi listino luci L&S**

Cover end unit with boiserie for tall cabinet H 216  
 Note: possibility to insert lights on side panels, for the power supply see L&S light pricelist

**CODICE**  
**CODE No.**




L 16,8 H 216 P 60 DX  
 L 16,8 H 216 P 60 SX  
 Luce nr.2 56,6W

W 16,8 H 216 D 60 DX  
 W 16,8 H 216 D 60 SX  
 Light nr.2 56,6W

**086SHF211**  
**086SHF212**  
**08618328**

## Finiture "BOISERIE"

"BOISERIE" finishes



**Desert (opz.D)**

Desert

**N.B.: riferimento immagine (opz.8941) UV**

Note: reference immagine (opt.8941) UV




**Stone Grey (opz.G)**

Grey Stone

**N.B.: riferimento immagine melaminico (opz.9650)**

Note: reference immagine melamine (opt.9650)



**Silver Dark (opz.S)**

Dark Silver

# COLORI TERMINALI COVER

## COVER END UNITS COLOURS

### COLORI IMPIALLACCIATI MODELLO LUNA

#### LUNA MODEL VENEERED COLOURS

##### FASCIA "A"

###### BAND "A"

 <p>rovere bianco (opz.5429), fiamma orizzontale white oak (opt.5429), horizontal grain</p>	 <p>rovere grigio reale (opz.5432), fiamma orizzontale royal grey oak (opt.5432), horizontal grain</p>	 <p>rovere grigio traffico (opz.5431), fiamma orizzontale traffic grey oak (opt.5431), horizontal grain</p>	 <p>rovere carbon (opz.5434) fiamma orizzontale carbon oak (opt.5434), horizontal grain</p>
 <p>rovere natur (opz.5440) fiamma orizzontale natur oak (opt.5440), horizontal grain</p>	 <p>rovere lino (opz.5430) fiamma orizzontale linen oak (opt.5430), horizontal grain</p>	 <p>rovere moresco (opz.5433) fiamma orizzontale moresco oak (opt.5433), horizontal grain</p>	

##### FASCIA "B"

###### BAND "B"

 <p>noce canaletto (opz.1331) fiamma orizzontale canaletto walnut (opt.1331), horizontal grain</p>
--

### COLORI IMPIALLACCIATI MODELLO CLOVER

#### CLOVER MODEL VENEERED COLOURS



##### FASCIA "A"

###### BAND "A"

 <p>rovere grigio nebbia (opz.5401), fiamma verticale mist grey oak (opt.5401), vertical grain</p>	 <p>rovere polvere (opz.5402), fiamma verticale dust oak (opt.5402), vertical grain</p>	 <p>rovere grafite (opz.5403), fiamma verticale graphite oak (opt.5403), vertical grain</p>	 <p>rovere naturale (opz.5404), fiamma verticale natural oak (opt.5404), vertical grain</p>
 <p>rovere sahara (opz.5416), fiamma orizzontale sahara oak (opt.5416), horizontal grain</p>	 <p>rovere visone (opz.5417), fiamma orizzontale mink oak (opt.5417), horizontal grain</p>	 <p>rovere grigio cenere (opz.5418), fiamma orizzontale ash grey oak (opt.5418), horizontal grain</p>	 <p>rovere lavagna (opz.5419), fiamma orizzontale slate grey oak (opt.5419), horizontal grain</p>
 <p>rovere tabacco (opz.5405), fiamma verticale tobacco oak (opt.5405), vertical grain</p>	 <p>rovere bianco (opz.5415), fiamma orizzontale white oak (opt.5415), horizontal grain</p>	 <p>rovere nero (opz.5420), fiamma orizzontale black oak (opt.5420), horizontal grain</p>	 <p>rovere cenere (opz.5409) fiamma verticale, senza nodo ash oak (opt.5409), vertical grain, without knots</p>
 <p>rovere tan (opz.5408) fiamma verticale, senza nodo tan oak (opt.5408), vertical grain, without knots</p>			

##### FASCIA "B"

###### BAND "B"

 <p>rovere termocotto (opz.5410), fiamma verticale thermo-treated oak (opt.5410), vertical grain</p>	 <p>noce canaletto (opz.1324), fiamma verticale canaletto walnut (opt.1324), vertical grain</p>
--	--

# COLORI TERMINALI COVER

COVER END UNITS COLOURS

## COLORI IMPIALLACCIATI MODELLO OLTRE

OLTRE MODEL VENEERED COLOURS



## COLORI IMPIALLACCIATI MODELLO ROUND

ROUND MODEL VENEERED COLOURS



# COLORI TERMINALI COVER

COVER END UNITS COLOURS

## COLORI IMPIALLACCIATI MODELLO FLAVOUR

FLAVOUR MODEL VENEERED COLOURS

### FASCIA "B"

BAND "B"



### FASCIA "C"

BAND "C"



## COLORI LACCATI OPACHI

MATT LACQUERED COLOURS

### COLORI FREDDI OPACHI SOFT SOFT MATT COLD COLOURS







# COLORI TERMINALI COVER

COVER END UNITS COLOURS

## COLORI LACCATI OPACHI

MATT LACQUERED COLOURS

### COLORI CALDI OPACHI SOFT SOFT MATT HOT COLOURS

				
bianco caldo (opz.7401) warm white	grigio kenya (opz.9501) kenya grey	bistro (opz.9535) bistro	cannella (opz.8893) cinnamon	grigio reale (opz.95F3) royal grey
				
conchiglia (opz.7403) seashell	lino (opz.9513) linen	creta (opz.9515) clay	rosso persia (opz.8165) persia red	giallo zafferano (opz.8253) saffron yellow
				
grigio lava (opz.95F1) lava grey	polvere (opz.9539) dust	platino (opz.7773) platinum	nocciola (opz.7775) walnut	cuoio (opz.8897) leather
				
grigio piombo (opz.9537) lead grey	grigio quarzo (opz.95F7) quartz grey	azzurro nube (opz.8379) cloud blue	verde bosco (opz.8468) forest green	fumo (opz.9531) smoke
	<b>NEW</b> 	<b>NEW</b> 	<b>NEW</b> 	<b>NEW</b> 
tortora (opz.8993) dove grey	carruba (opz.89L1) carruba	azzurro ottanio (opz.8385) teal blue	verde borneo (opz.8483) borneo green	verde cinabro (opz.8481) cinabro green
<b>NEW</b> 	<b>NEW</b> 	<b>NEW</b> 	<b>NEW</b> 	<b>NEW</b> 
cotto (opz.8887) cooked	rosso (opz.125S) red	granato (opz.8633) ruby red	verde celadon (opz.8485) celadon green	giallo digione (opz.8257) digione yellow

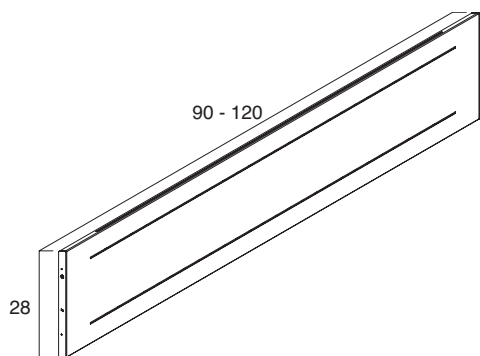

# BOISERIE "QUADRO"

"QUADRO" BOISERIE

Boiserie "QUADRO"

"QUADRO" boiserie

**CODICE**  
*CODE No.*



Pannello "QUADRO"  
90X28  
120X28

"QUADRO" back panel  
90x28  
120x28

**086QU090**  
**086QU120**

Pannello "QUADRO" con led touch e  
trasformatore EU  
90X28 DX  
120X28 DX

"QUADRO" back panel with led touch and  
transformer EU  
90x28 RH  
120x28 RH

**086QULD090**  
**086QULD120**

90X28 SX  
120X28 SX

90x28 LH  
120x28 LH

**086QULS090**  
**086QULS120**

Pannello "QUADRO" con led touch e  
trasformatore USA/CANADA  
90X28 DX  
120X28 DX

"QUADRO" back panel with led touch and  
transformer US/CANADA  
90x28 RH  
120x28 RH

**086QULD091**  
**086QULD121**

90X28 SX  
120X28 SX

90x28 LH  
120x28 LH

**086QULS091**  
**086QULS121**

## Finiture "BOISERIE"

"BOISERIE" finishes




**Desert (opz.D)**

Desert

**N.B.: riferimento immagine (opz.8941) UV**

Note: reference immagine (opt.8941) UV




**Stone Grey (opz.G)**

Grey Stone

**N.B.: riferimento immagine melaminico (opz.9650)**

Note: reference immagine melamine (opt.9650)



**Silver Dark (opz.S)**

Dark Silver

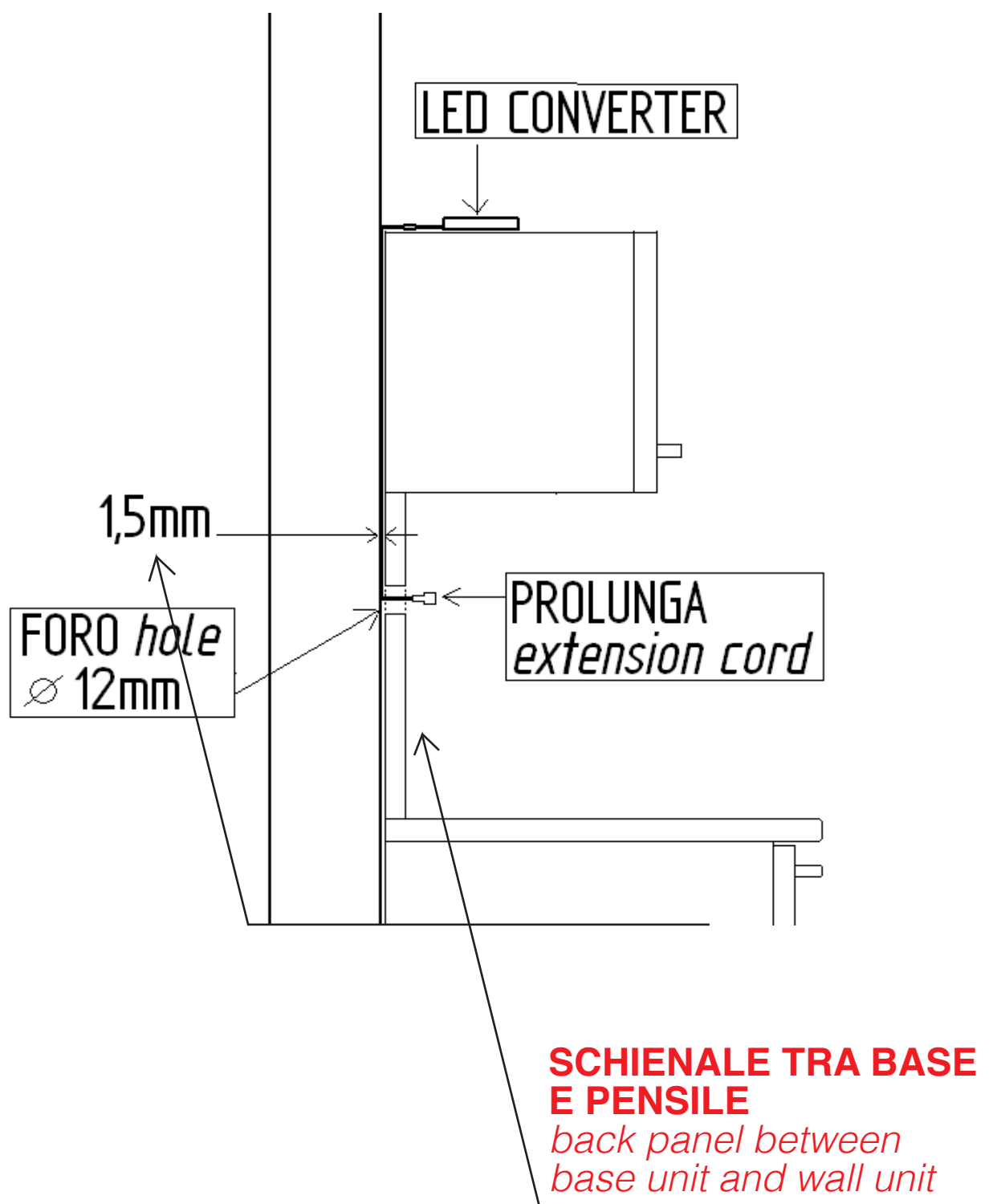
# BOISERIE "QUADRO"

"QUADRO" BOISERIE

Nel caso di mancato collegamento ad un punto luce nella parte posteriore del pannello Quadro al fine di nascondere il passaggio del filo in direzione del punto luce esterno si consiglia il posizionamento di un pannello tra base e pensile da scegliere in base alla progettazione.

Vedi esempio sotto

In case of missing connection to a light point in the rear part of the Quadro panel, in order to hide the passage of the wire in the direction of the external light point, it is recommended to place a panel between the base unit and the wall unit to be selected according to the project. See example below



# ACCESSORI

ACCESSORIES

**Vano a giorno**

Open compartment

**CODICE**  
*CODE No.*




L 14,8 P 22 H 31,4

W 14,8 D 22 H 31,4

**086SHA28**

**Vano a giorno**

Open compartment



L 38,8 P 22 H 31,4

W 38,8 D 22 H 31,4

**086SHA29**

**Vano a giorno**

Open compartment



L 53,8 P 22 H 31,4

W 53,8 D 22 H 31,4

**086SHA30**




# ACCESSORI

ACCESSORIES

**Porta Tablet**

Tablet rack

**CODICE**  
*CODE No.*



L 20 P 14 H 19,3

W 20 D 14 H 19,3

**086SHA23**

**Porta Riviste**

Open compartment



L 48,6 P 10,7 H 27,7

W 48,6 D 10,7 H 27,7

**086SHA26**

**Parafiamma**

Firewall



L 59 P 9 H 21  
L 89 P 9 H 21

W 59 D 9 H 21  
W 58 D 9 H 21

**086SHA40**  
**086SHA41**


# ACCESSORI

ACCESSORIES

**Mensola Portacalici**

Glassholder

**CODICE**  
*CODE No.*




L 38,5 P 11,3 H 4

W 38,5 D 11,3 H 4

**086SHA20**

**Mensola Portacalici**

Glassholder



L 53,6 P 11,3 H 4

W 53,6 D 11,3 H 4

**086SHA21**

**Porta Bottiglie**

Bottle rack



L 24 P 18,5 H 8,3

W 24 D 18,5 H 8,3

**086SHA24**

# ACCESSORI

ACCESSORIES

**Gancio**

Hook

**CODICE**  
*CODE No.*




Nr.4 pezzi  
L 9 P 10 H 3,4

Nr.4 pieces  
W 9 D 10 H 3,4

**086SHA27**

**Porta Carta**

Paper rack



L 24 P 8,3 H 10,8

W 24 D 8,3 H 10,8

**086SHA25**

**Mensola Portacoltelli**

Knife rack



L 41,6 P 15 H 5,8

W 41,6 D 15 H 5,8

**086SHA22**

# ACCESSORI

ACCESSORIES

**Mensola**

Rack

**CODICE**  
*CODE No.*




L 20 P 9 H 12,8

W 20 D 9 H 12,8

**086SHA01**

**Mensola**

Rack



L 32 P 11 H 9,7

W 32 D 11 H 9,7

**086SHA05**

**Mensola**

Rack






L 16,5 P 13,5 H 13,5

W 16,5 D 13,5 H 13,5

**086SHA06**



# ACCESSORI

ACCESSORIES

<b>Ripiano</b>	Shelf	<b>CODICE</b> <i>CODE No.</i>	
			
L 38,6 P 11,3 H 1,6	W 38,6 D 11,3 H 1,6	<b>086SHA10</b>	
			
L 53,6 P 11,3 H 1,6	W 53,6 D 11,3 H 1,6	<b>086SHA11</b>	
			
L 83,6 P 11,3 H 1,6	W 83,6 D 11,3 H 1,6	<b>086SHA12</b>	




# ACCESSORI

ACCESSORIES

	<b>CODICE</b> <i>CODE No.</i>			
<p data-bbox="501 163 571 185"><b>Ripiano</b></p> <p data-bbox="807 163 858 185">Shelf</p>  <p data-bbox="501 786 651 808">L 41,6 P 15 H 3,4</p> <p data-bbox="916 786 1091 808">W 41,6 D 15 H 3,4</p>	<b>086SHA15</b>			
<p data-bbox="501 835 743 857"><b>Presa elettrica per boiserie</b></p> <p data-bbox="807 835 1086 857">Electrical socket for boiserie</p> <p data-bbox="501 887 708 931"><b>N.B.: schema fissaggio all'interno dell'imballo</b></p> <p data-bbox="807 887 1070 931">Note: fixing diagram inside the packaging</p> 	<b>086SHA45</b>			
<p data-bbox="501 1503 767 1547"><b>Kit ferramenta per bloccaggio pannello telescopico</b></p> <p data-bbox="807 1503 1075 1547">Hardware kit for telescopic panel locking</p> <p data-bbox="501 1576 767 1599"><b>N.B.: per boiserie in appoggio</b></p> <p data-bbox="807 1576 1062 1599">Note: boiserie on support</p>  <p data-bbox="986 2096 1086 2141">Nr.2 pezzi Nr.2 pieces</p>	<b>086SHA50</b>			

# ACCESSORI

## ACCESSORIES

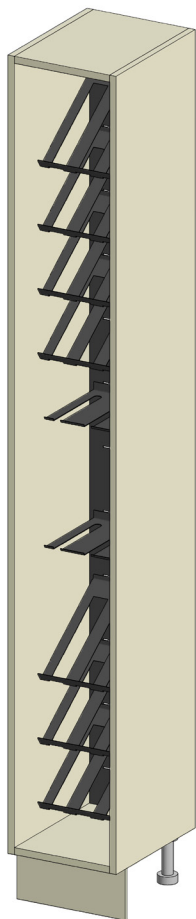
	<p><b>Compensatore ad "U"</b>  <b>H max 1319 mm</b>  <b>realizzato a misura in altezza</b>  <b>come pannello</b></p>	<p>"U" shaped compensator  max height 1319 mm  manufactured in the same  height as the panel</p>	<p><b>CODICE</b>  <i>CODE No.</i></p>			
	<p>Larghezza mm 12  Larghezza mm 30  Larghezza mm 50</p>	<p>Length mm 12  Length mm 30  Length mm 50</p>	<p><b>086SHC12</b>  <b>086SHC30</b>  <b>086SHC50</b></p>			
	<p><b>Portacalici</b></p>	<p>Glassholder</p>	<p><b>086SHA31</b></p>			
	<p>L 24,3 P 24 H 3,5</p>	<p>W 24,3 D 24 H 3,5</p>				
	<p><b>Porta Bottiglie</b></p>	<p>Bottle rack</p>	<p><b>086SHA32</b></p>			
	<p>L 24,3 P 28,1 H 15,7</p>	<p>W 24,3 D 28,1 H 15,7</p>				

# COLONNA COVER

## COVER END COLUMN

Colonna cover con boiserie H 204 predisposta per accessori portacalici e porta bottiglie  
**N.B.: possibilità di inserimento luci sui fianchi, per alimentatore vedi listino luci L&S**

Cover column with boiserie H 204 configured for glassholder and bottle rack accessories  
Note: possibility to insert lights on side panels, for the power supply see L&S light pricelist



**Esempio di allestimento**  
Installation example

L 30 H 204 P 38  
Luce nr.2 54W

W 30 H 204 D 38  
Light nr.2 54W

**086SHE200**  
**08618327**

**CODICE**  
*CODE No.*

### **Modelli disponibili** Available models

#### **Fascia 1: Unica, Immagina, Tablet, Rewind**

Bend 1

#### **Fascia 2: Unica, Immagina Laccata, Tablet Laccata**

Bend 2

#### **Fascia 3: Immagina Wood, Immagina Mathera, Tablet Wood, Round, Smart fascia A**

Bend 3

#### **Fascia 4: Smart fascia B**

Bend 4

#### **Fascia 5: Clover, Flavour, Oltre, Luna, Contempo**

Bend 5

#### **Fascia 6: Flavour, Contempo**

Bend 6

#### **Fascia 7: Flavour, Luna, Clover**

Bend 7

#### **Fascia 8: Luna, Clover**

Bend 8

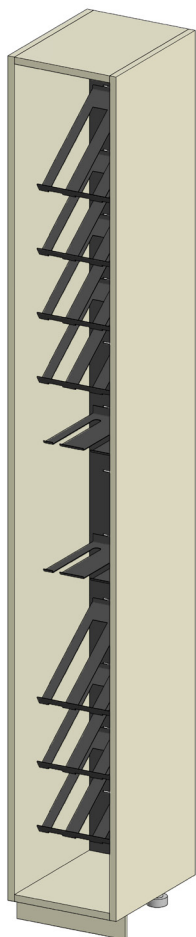


# COLONNA COVER

## COVER END COLUMN

Colonna cover con boiserie H 216 predisposta per accessori portacalici e porta bottiglie  
**N.B.:** possibilità di inserimento luci sui fianchi, per alimentatore vedi listino luci L&S

Cover column with boiserie H 216 configured for glassholder and bottle rack accessories  
Note: possibility to insert lights on side panels, for the power supply see L&S light pricelist



**Esempio di allestimento**  
Installation example

L 30 H 216 P 38  
Luce nr.2 54W

W 30 H 216 D 38  
Light nr.2 54W

**086SHE201**  
**08618327**

**CODICE**  
*CODE No.*

### **Modelli disponibili** Available models

#### **Fascia 1: Immagina, Tablet**

Bend 1

#### **Fascia 2: Immagina Laccata, Tablet Laccata**

Bend 2

#### **Fascia 3: Immagina Wood, Immagina Mathera, Tablet Wood, Round**

Bend 3

#### **Fascia 4: —**

Bend 4

#### **Fascia 5: Flavour, Oltre**

Bend 5

#### **Fascia 6: Flavour**

Bend 6

#### **Fascia 7: Flavour, Oltre**

Bend 7

#### **Fascia 8: —**

Bend 8